



**CATALOGUE 2025**



**2025**  
HAND TOOLS

## WE GENERATE EXCITEMENT.

Since the foundation of the company in 1890 until today the goal has remained the same: the highest quality in products and services. Nevertheless, the circumstances, tasks and challenges have changed, of course. By focussing on our core areas of expertise, we have long set new standards for innovative clamping technology - driven by our own development, the greatest possible flexibility and passion for individual solutions.

All this is only possible with committed and contented employees. Respectful interaction with others, personal development and measures for the wellbeing of each individual are therefore values that matter to us.



Company Management:  
Wolfgang Balle, Johannes Maier (CEO), Jürgen Förster

## OUR COMPANY HISTORY

- 1890 Company founded as a lock manufacturer by Andreas Maier.
- 1920 Product range extended to include spanners.
- 1928 Production line assembly of FELLBACH LOCKS.
- 1951 Introduces clamping elements and diversifies into workpiece and tool clamping technology.
- 1965 Toggle clamps extend the AMF product range, AMF catalogues are now printed in ten languages.
- 1975 Further specialisation into hydraulic clamping technology.
- 1982 Clamping and fixture systems round off AMF's clamping expertise.
- 1996 AMF team organisation in all sectors of the business, Quality management with certification to ISO 9001.
- 2001 AMF Service Guarantee for all products.
- 2004 Introduction of the ZPS zero-point clamping system.
- 2007 The magnetic clamping technology extends the AMF product range.
- 2009 Development and marketing of AMF Vacuum clamping technology.
- 2012 LOW-COST AUTOMATION gripping, clamping, marking and cleaning.
- 2014 AMF presents the most extensive product range of automation solution in zero-point clamping technology.
- 2017 Wireless sensing systems extend the expertise into Industry 4.0 and blends seamlessly into the AMF product range.

## PLEDGES THAT COUNT IN EVERYDAY LIFE

For this reason, we have a few principles that we follow by conviction and which always apply.

### INDIVIDUAL DEVELOPMENT

Even if the product you need does not even exist yet, we will find the right solution with you: from special designs to new developments, everything is possible.

### WARRANTY

If, despite our high quality standard, there is a complaint, this is dealt with quickly and unbureaucratically, even beyond the warranty period.

### HIGHEST QUALITY STANDARDS

Careful manufacturing based on tradition since 1890, and naturally with a modern quality management system according to ISO 9001 for many years.

### SHORT DELIVERY TIME

With over 5,000 articles in our warehouse, you can expect your order to be dispatched on the same day.

### COMPETENT SERVICE FROM EXPERTS

Your local retail partner or the specialists in our team will find the right solution for every task.

### MADE IN GERMANY

Our entire product range is developed and manufactured exclusively by our employees in Germany.

## HEXAGON KEYS (METRIC)



9 - 21

## HEXAGON KEYS (MM) WITH PIN, BALL-ENDED, 100° BEND



22 - 30

## HEXAGON KEY (INCH)



31 - 34

## TORX-SCREWDRIVERS



35 - 41

## HOOK WRENCHES



42 - 50

## PIN WRENCHES



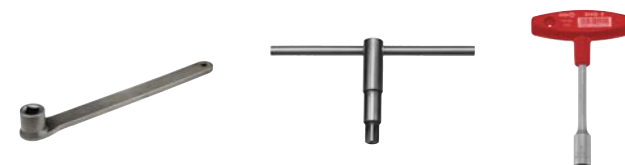
51 - 56

## WRENCHES FOR MACHINE TOOLS



57 - 61

## SOCKET SPANNERS



62 - 65

## OPEN-ENDED SPANNERS, COUPLING WRENCH



66 - 67

## PROJECT FABRICATIONS



68 - 70



**BALL-ENDED HEXAGON  
SCREWDRIVER WITH HOLDING  
BALL - KEY HOLDER**

911LG-HK9D, page 25



**HEXAGON KEYS (METRIC)  
WITH T-GRIP**

906Q, page 11



**BIKETOOL COLOR**

906F, page 9



**WORKSHOP STAND**

906Q-WM7L, page 13



**SCHRAUB-BOY (MM)**

910, page 9



**BIKETOOL**

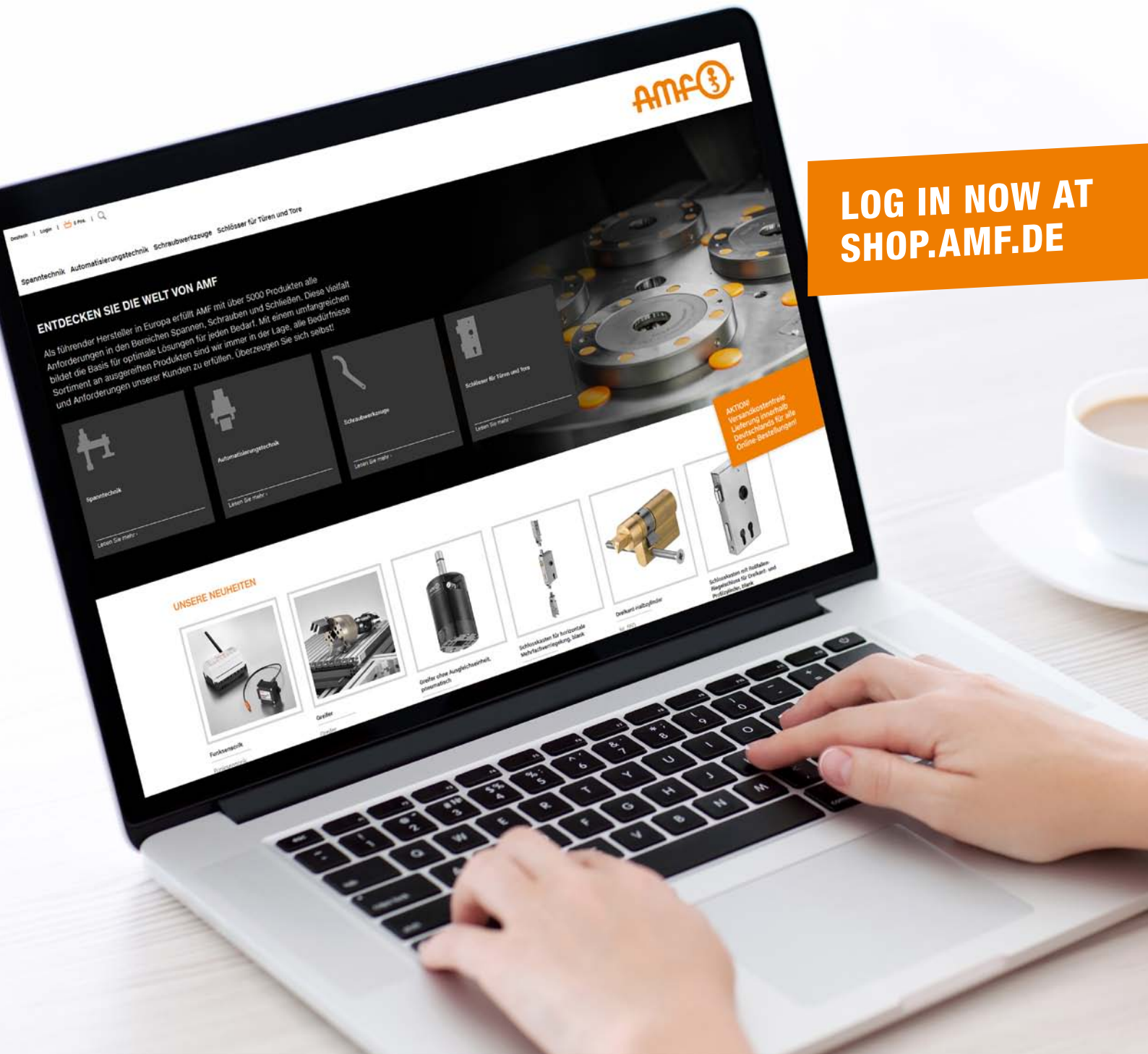
906M, page 9





## CONVENIENT ORDERING – IN OUR ONLINE SHOP

- + Over 6000 products can be ordered online
- + Order tracking online
- + Easy download of CAD data
- + Online inquiry of availability
- + Management of different shopping carts

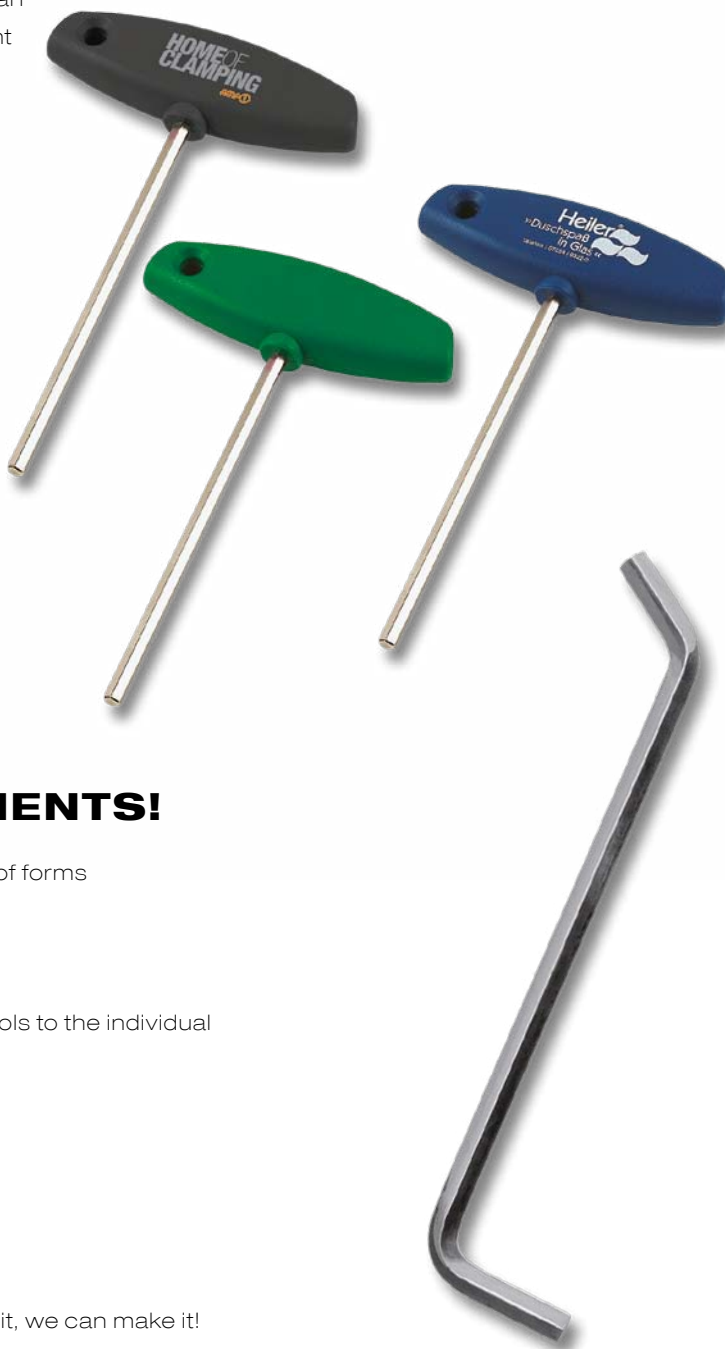


**LOG IN NOW AT  
SHOP.AMF.DE**

## YOU NEED AN ADVERTISING OR COMPANY IMPRINT? NO PROBLEM!

All conventional or T-handle screwdrivers in this catalogue can be printed with your individual advertising or company imprint in any desired colour, or in several colours, using the very economical tampon printing process.

If you need a quotation for larger quantities, please let us know how many you require and give details of your imprint (single or multicoloured).



## SPECIAL TOOLS MADE TO YOUR SPECIFIC REQUIREMENTS!

We will manufacture special tools in an extraordinary variety of forms and sizes to the very highest quality.

### MADE-TO-MEASURE.

One of our specialities is the manufacturer of special hand tools to the individual needs of the customer. Technical perfection is our standard!

### THE CONSEQUENCES OF THIS QUALITY:

- long working life
- precise application of force, and thus
- the greatest possible safety for the user

The latest production methods in our own works. If you need it, we can make it!

More starting on page 68!



## 1 > QUALITY FROM AMF

There are very good reasons why a discriminating user should choose the best quality screwdriving tools:

- > rigorous quality control ensures uniform standards
- > seen as a whole, more economical, because the unproductive time spent while tools are issued is reduced to the essential minimum
- > in sizes up to ca. 6 A/F, the torque that can be applied by hand may be higher than the test torque that is specified in the relevant standard, with the result that:
  - the wrench deforms, but only breaks under very unfavourable conditions, a modest, but valuable contribution is made to safety in the workplace;
- > the true value of quality tools can only be seen in real, practical use



## 2 > MATERIAL

Highly alloyed chrome-vanadium steel

- > tested steel sections in verifiably uniform quality from trusted suppliers ensure low wear for a long working-life.

## 3 > MANUFACTURE

- > end faces machined
- > end face up to 10 mm jaw opening chamfered process-sure
- > inspection by sampling at all stages of production

## 4 > EXECUTION

Hardness to DIN standards

- > the values of minimum torque specified for tightening screws up to grade 12.9 are achieved or exceeded.

## 5 > SURFACE FINISH

- > blued (version C)
- > nickel-plated (version D)





## AN ATTRACTIVE, PRACTICAL AND HANDY ADVERTISING MEDIUM!

In your contacts with customers, there will frequently be occasions when a token of appreciation is helpful.

The SCHRAUB-boy is a sure way of achieving customer awareness. It is not only attractive, practical and handy, but also of outstanding quality. The body can be supplied in other RAL colours.

All SCHRAUB-boys can be supplied, in quantities of 100 or more, printed with your company or advertising imprint (in one or more colours) applied by the tampon printing process, just as you require.

Give your business partners a SCHRAUB-boy Real quality as an advertising medium will bring you recognition and long-term success.



**THE IDEAL BUSINESS GIFT –  
USEFUL, HANDY, VALUABLE.**





## No. 906F

### Biketool Color

10-part multifunction tool in a practical pocket format, packed in a handy protective sleeve.

The professional tool, especially for your bicycle tour and much more, with **Torx T25**.

Blades: CHROME VANADIUM hardened and **colour-anodised**.

Housing: black aluminium with AMF logo.

Fits in every trouser pocket, backpack, bicycle bag...



Order no.	L x W x H	Weight [g]
44008	88 x 45 x 15	135

### Design:

7 hexagon keys:

SW 2 - 2.5 - 3 - 4 - 5 - 6 and 8 mm

2 screwdrivers: + PH2 / - 1 x 5

1 TORX screwdriver: T25

**with TORX T25**

## No. 910

### SCHRAUB-boy (metric)

Blades: CHROM VANADIUM, hardened and **nickel-plated**.

Body: powder-coated steel.



Order no.	Size	L x W x H	Weight [g]
44875	M6	95 x 28 x 25	180
44800	M8	95 x 28 x 25	180

### Application:

The SCHRAUB-boy is a super-practical mini-workshop in pocket-knife format.

A really useful addition to professional and d-i-y toolkits. A single tool that fits in the palm of your hand and can perform up to 14 functions. Hexagon, TORX or Philips screw are no problem. And when refreshment is called for, there is even a bottle opener.

### Dimensions:

Order no.	ISO 2936	DIN ISO 8764	sim. DIN5264	DIN 659
44875	2, 2.5, 3, 4, 5 mm	1 + 2	0.5x3.5, 1x7 mm	7, 8, 10, 13 mm
44800	1.5, 2, 2.5, 3, 4, 5, 6 mm	1	1x7 mm	7, 8, 10, 13 mm

## No. 906M

### Biketool

16-piece multi-purpose tool in pocket format. A professional tool specially for the cyclist, for rapid repair after any breakdown.

Tools: hardened and **blued**.

Case: two-component body.



Order no.	L x W x H	Weight [g]
45666	90 x 50 x 32	260

### Design:

7 Hexagon keys:

2 - 2.5 - 3 - 4 - 5 - 6 and 8 mm A/F

2 Screwdrivers: + PH2 / - 1 x 5

3 Socket spanners: 8 - 9 - 10 mm

3 Open-ended spanners: 8 - 10 - 15 mm


1 Spoke key: 14 G.

### Recommendations



No. 909EG7,  
page 28

Subject to technical alterations.



Subject to technical alterations.

## No. 906Q

### Hexagon keys (metric) with T-grip

Blade: CHROME VANADIUM, hardened and **nickel-plated**.  
Handle: homogeneous, impact-resistant plastic (cadmium-free), red.



Order no.	SW [mm]	SW [inch]	L1	B	L	T	Weight [g]
42242	2	5/64	100	80	125	16	18
42259	2,5	-	100	80	125	16	24
568025	2,5	-	200	80	225	16	28
44958	3	-	100	80	125	16	24
44966	3	-	150	80	175	16	30
44974	3	-	200	80	225	16	40
568026	3	-	350 **	100	381	20	110
44982	4	5/32	100	80	125	16	31
44990	4	5/32	150	80	175	16	36
45005	4	5/32	200	80	225	16	41
568027	4	5/32	300	80	325	16	48
568028	4	5/32	350 **	100	381	20	110
45013	5	-	100	100	131	20	51
42218	5	-	150	100	181	20	60
45021	5	-	200	100	231	20	68
568029	5	-	350	100	381	20	98
568030	5	-	450 **	100	488	20	235
45039	6	-	100	100	131	20	58
45047	6	-	150	100	181	20	77
45054	6	-	200	100	231	20	84
568031	6	-	350	100	381	20	130
45062	8	5/16	100	100	131	20	85
45070	8	5/16	150	100	181	20	105
42234	8	5/16	200	100	231	20	125
568032	8	5/16	350	100	381	20	198
45096	10	-	200	120	238	20	223
568033	10	-	350	100	388	20	345

\*\* With reinforced blade

### Advantage:

Hexagon keys with ergonomic T-grip with:  
- shape of grip optimised for comfortable use  
- permits sensitive tightening with full torque  
- hole for hanging up, for a tidy workplace.

### On request:

Advertising or company imprint?

These conventional or T-handle screwdrivers are specially suitable for printing with your individual advertising or company imprint using the economical tampon printing process.

### Recommendations



No. 906Q-WM7,  
page 13



No. 906Q-WM7L,  
page 13

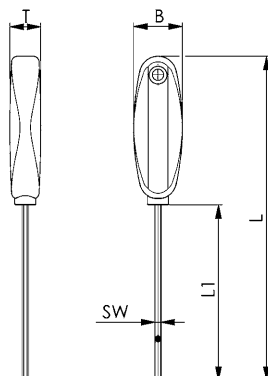
## No. 906

### Hexagon keys (metric) with screwdriver handle

Blade: CHROME VANADIUM, hardened and **nickel-plated**.  
Handle: homogeneous, impact-resistant plastic (cadmium-free), red.



Order no.	SW [mm]	L1	B	L	T	Weight [g]
42200	1,5	90	25	166	16	18
42168	2,0	90	25	166	16	21
42184	2,5	90	25	166	16	24
42192	3,0	90	25	166	16	26



### Recommendations



No. 906-WM9,  
page 12

Subject to technical alterations.



## No. 906-WM7

### Workshop stand (metric)

with no. 906 screwdriver-handle keys, and no. 906Q T-grip keys (metric), 7-piece set.

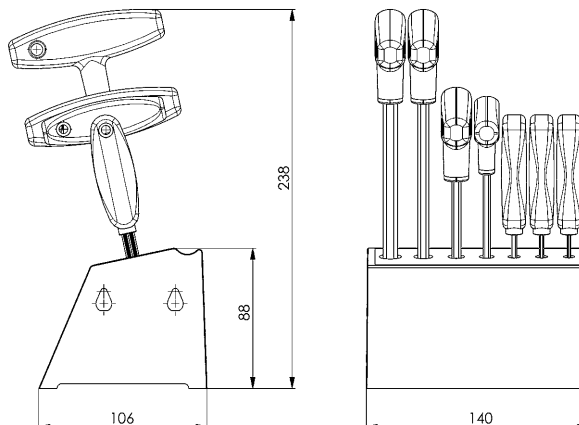
Blades: CHROME-VANADIUM, hardened and **nickel-plated**.

Grips: impact-resistant plastic (cadmium-free), red.

Stand: single-grade, impact-resistant **plastic** with clips for connecting further workshop stands.



Order no.	Contents: A/F x blade length L1	Weight [g]
42283	906-2x90, 2,5x90, 3x90; 906Q-4x150, 5x150, 6x200, 8x200	1030



#### Recommendations



No. 911LG-H100F,  
page 24



No. 911L-BM8D,  
page 18

## No. 906-WM9

### Workshop stand (metric)

with no. 906 screwdriver-handle keys and no. 906Q T-grip keys (metric), 9-piece set.

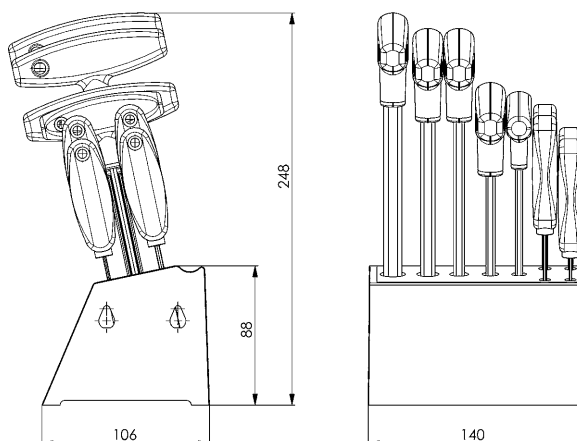
Blades: CHROME-VANADIUM, hardened and **nickel-plated**.

Grips: impact-resistant plastic (cadmium-free), red.

Stand: single-grade, impact-resistant **plastic** with clips for connecting further workshop stands.



Order no.	Contents: A/F x blade length L1	Weight [g]
42291	906-1,5x, 2x, 2,5x, 3x90; 906Q-4x, 5x150, 6x, 8x, 10x200	860



#### Recommendations



No. 911L-WM9,  
page 16

Subject to technical alterations.



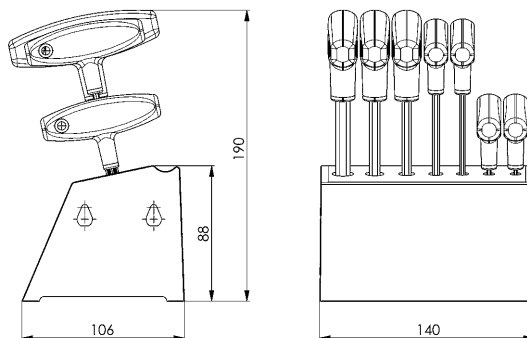
## No. 906Q-WM7

### Workshop stand (metric)

with T-grip hexagon keys no.906Q, metric, 7-piece set.  
Blades: CHROME VANADIUM, hardened and **nickel-plated**.  
Grip: impact-resistant plastic (cadmium-free), red.  
Stand: single-grade, impact-resistant **plastic** with clips for connecting further workshop stands.



Order no.	Contents: A/F x blade length L1	Weight [g]
<b>42606</b>	2x100, 2,5x100, 3x150, 4x150, 5x150, 6x150, 8x150	575



#### Recommendations



No. 907Q-WT7,  
page 38

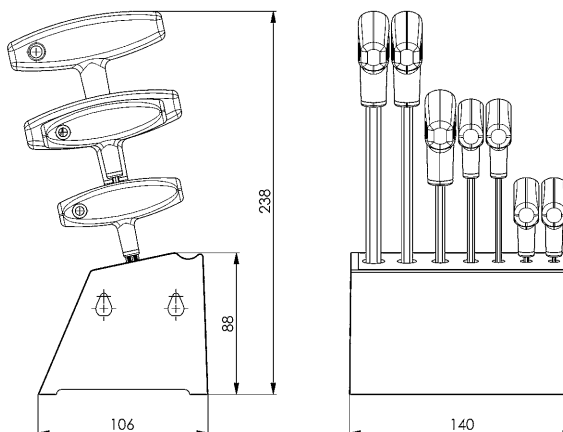
## No. 906Q-WM7L

### Workshop stand

with T-grip key no. 906Q (mm), 7-piece set.  
Blades: CHROME VANADIUM, hardened and **nickel-plated**.  
Handle: homogeneous, impact-resistant plastic (cadmium-free), red.  
Stand: homogeneous, impact-resistant **plastic**, with connection clip for attaching additional workshop stands.



Order no.	Contents: A/F x blade length L1	Weight [g]
<b>568034</b>	2x100, 2,5x100, 3x150, 4x150, 5x150, 6x200, 8x200	610



#### Recommendations



No. 907Q-WT7,  
page 38



No. 911LG-WM9,  
page 27

Subject to technical alterations.

## APPLICATION OF OUR HEXAGON KEYS TO ISO 2936, DIN 6911 AND BALLENDED KEYS.

The table shows the across-flats sizes of keys for thread sizes (M) and types of screw.

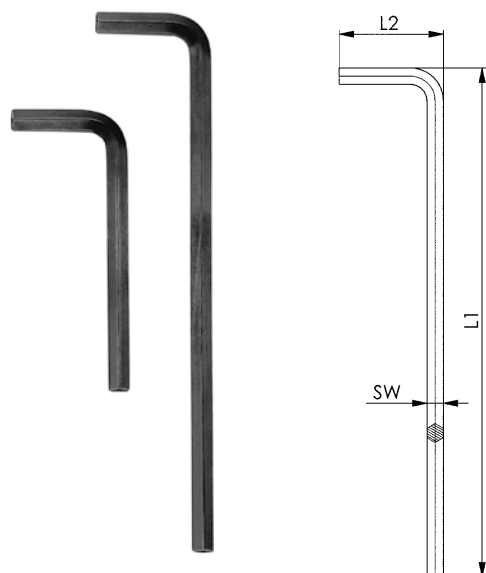
SW mm	Test torque		Hard- ness HRC	Socket screw standards				
	Hexagon Nm	Ball-ended Nm		ISO 4762 [DIN 912]	DIN 6912	DIN 7984	ISO 10642 [DIN 7991]	ISO 4026-4029 [DIN 913-916]
0,7	0,08	-	52-55	-	-	-	-	M1,4 M1,6 (M1,8)
0,9	0,18	-		-	-	-	-	M2
1,3	0,53	-		(M1,4)	-	-	-	M2,5
1,5	0,82	0,40		M1,6 M2	-	-	-	M3
2,0	1,90	0,98		M2,5	-	M3	M3	M4
2,5	3,80	1,60		M3	-	M4	M4	M5
3	6,60	2,90		M4	M4	M5	M5	M6
4	16	6,40		M5	M5	M6	M6	M8
5	30	12		M6	M6	M8	M8	M10
6	52	21		M8	M8	-	M10	M12 (M14)
7	80	-	48-52	-	M10	M12	M12	M16
8	120	50		M10	-	-	-	-
10	220	92		M12	M12	M14	M14 M16	(M18) M20
12	370	250		M14	M14	M16 M18	(M18) M20	(M22) M24
14	590	-		M16 M18	M16 M18	M20 M22	(M22 M24)	-
17	980	-	45 - 50	M20 (M22)	M20 M22	M24	-	-
19	1360	-		M24 (M27)	M24 M27	-	-	-
22	2110	-		M30	M30	-	-	-
24	2750	-		M33	M33	-	-	-
27	3910	-		M36	M36	-	-	-
32	4000	-		M42	-	-	-	-
36	4000	-		M48	-	-	-	-

( ) not ISO standard thread

## ISO 2936C

### Hexagon keys (metric)

CHROM VANADIUM, hardened and **blued**.  
End face machined. Edges of end face chamfered.



Order no.	SW [mm]	L1 x L2 [mm]	Weight [g]
42572	0,7	33 x 7	0,14
42580	0,9	33 x 11	0,2
43067	1,3	41 x 13	0,7
42358	1,5	46,5 x 15,5	0,9
42366	2,0	52,0 x 18,0	1,8
42374	2,5	58,5 x 20,5	3,0
42382	3	66 x 23	5,0
42390	4	74 x 29	10
42408	5	85 x 33	18
42416	6	96 x 38	30
42424	7	102 x 41	43
42432	8	108 x 44	59
42457	10	122 x 50	103
42473	12	137 x 57	160
42481	14	154 x 70	260
42499	17	177 x 80	430
42507	19	199 x 89	617
42515	22	222 x 102	920
42523	24	248 x 114	1238
42531	27	277 x 127	1740
42549	30	315 x 142	2410
42556	32	347 x 157	3080
42564	36	391 x 176	4370

The 1.3 A/F key is in fact 1.27 mm, which is precisely 0.05".

## ISO 2936LC

### Hexagon keys (mm), extra long version

CHROM VANADIUM, hardened and **blued**.  
End face machined. Edges of end face chamfered.

Order no.	SW [mm]	L1 x L2 [mm]	Weight [g]
43703	1,5	91,5 x 15,5	1,5
43711	2,0	102,0 x 18,0	3,0
43729	2,5	114,5 x 20,5	5,5
43737	3	129 x 23	9,0
43745	4	144 x 29	18
43752	5	165 x 33	32
43760	6	186 x 38	52
43786	8	208 x 44	100
43794	10	234 x 50	177
43802	12	262 x 57	287
43810	14	294 x 70	440

### On request:

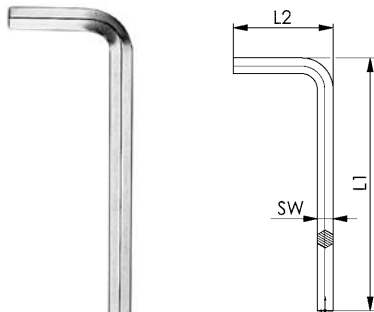
Other lengths and executions on request.

Subject to technical alterations.

## ISO 2936D

### Hexagon keys (metric)

CHROM VANADIUM, hardened and **nickel-plated**.  
End face machined. Edges of end face chamfered.



Order no.	SW [mm]	SW [inch]	L1 x L2 [mm]	Weight [g]
43299	1,3	0,05	41 x 13	0,7
42630	1,5	-	46,5 x 15,5	0,9
42648	2,0	5/64*	52,0 x 18,0	1,8
42655	2,5	-	58,5 x 20,5	3,0
42663	3,0	-	66 x 23	5,0
42671	4,0	5/32*	74 x 29	10
42689	5,0	-	85 x 33	18
42697	6,0	-	96 x 38	30
42705	7,0	9/32*	102 x 41	43
42713	8,0	5/16*	108 x 44	59
42721	9,0	-	114 x 47	79
42739	10,0	-	122 x 50	103
42747	11,0	7/16*	129 x 53	131
42754	12,0	-	137 x 57	160
42762	14,0	-	154 x 70	260
42770	17,0	-	177 x 80	430
42788	19,0	3/4*	199 x 89	617
42796	22,0	7/8*	222 x 102	920

The 1.3 A/F key is in fact 1.27 mm, which is precisely 0.05".

Keys marked \* correspond to the metric size. Above 5/32" A/F they are marked with both sizes.

### On request:

Other lengths and executions on request.

### Recommendations



No. 911TM,  
page 18

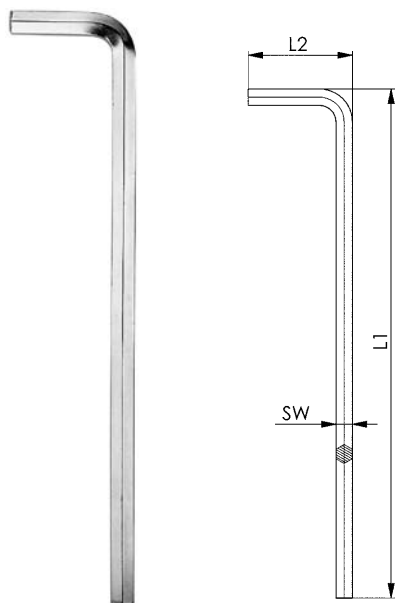


DIN 6911D,  
page 21

## ISO 2936LD

### Hexagon keys (mm), extra long version

CHROM VANADIUM, hardened and **nickel-plated**.  
End face machined. Edges of end face chamfered.



Order no.	SW [mm]	SW [inch]	L1 x L2 [mm]	Weight [g]
42614	1,5	-	91,5 x 15,5	1,5
42895	2,0	5/64*	102,0 x 18,0	3,0
42903	2,5	-	114,5 x 20,5	5,5
42911	3,0	-	129 x 23	9,0
42937	4,0	5/32*	144 x 29	18
42945	5,0	-	165 x 33	32
42952	6,0	-	186 x 38	52
43596	7,0	9/32*	197 x 41	74
42960	8,0	5/16*	208 x 44	100
42978	10,0	-	234 x 50	177
42986	12,0	-	262 x 57	287
42994	14,0	-	294 x 70	440
43000	17,0	-	337 x 80	750
43018	19,0	3/4*	379 x 89	1100

Keys marked \* correspond to the metric size. Above 5/32" A/F they are marked with both sizes.

### On request:

Other lengths and executions on request.

### Recommendations



No. 911L-HM9D,  
page 20



No. 911LG-D,  
page 22

## No. 911-WM9

### Workshop stand (metric)

with metric hexagon keys ISO 2936, 9-piece set.

Key: CHROM VANADIUM, hardened and **nickel-plated**.

End face machined. Edges of end face chamfered.

Stand: single-grade, impact-resistant **plastic** with clips for connecting further workshop stands.



Order no.	Contents: A/F	Weight [g]
44065	2.5, 3, 4, 5, 6, 8, 10, 12, 14 mm	840

### Recommendations



No. 911-HM9D,  
page 20



No. 911TM,  
page 18

## No. 911L-WM9

### Workshop stand (metric)

with metric hexagon keys ISO 2936L, **extra long** (mm), 9-piece set.

Key: CHROME VANADIUM, hardened and **nickel-plated**.

End face machined. Edges of end face chamfered.

Stands: single-grade, impact-resistant **plastic**, with clips for connecting further workshop stands.



Order no.	Contents: A/F	Weight [g]
44099	2.5, 3, 4, 5, 6, 8, 10, 12, 14 mm	1310

### Recommendations



No. 911LG-WM9,  
page 27



No. 911L-HM9D,  
page 20



No. 911LG-HM9F,  
page 23



## No. 911BM7D

### Key box (metric)

with metric hexagon keys ISO 2936, 7-piece set.  
Keys: CHROME VANADIUM, hardened and **nickel-plated**.  
End face machined. Edges of end face chamfered.  
Box: impact-resistant **plastic** with self-service rack slot.

Order no.	Contents: A/F	L x W x H	Weight [g]
<b>44826</b>	2, 2.5, 3, 4, 5, 6, 8 mm	133 x 72 x 14	175



### Recommendations



No. 6911 BM7,  
page 21



No. 911G-BM10,  
page 30

## No. 911BM10D

### Key box (metric)

with metric hexagon keys ISO 2936, 8-piece set.  
Keys: CHROME VANADIUM, hardened and **nickel-plated**.  
End face machined. Edges of end face chamfered.  
Box: from impact-resistant **plastic** with self-service rack slot.

Order no.	Contents: A/F	L x W x H	Weight [g]
<b>46037</b>	2, 2.5, 3, 4, 5, 6, 8, 10 mm	177 x 88 x 17	320



### Recommendations



No. 911-HM9D,  
page 20



No. 911BZ7,  
page 34

## No. 911L-BM8D

### Key box (metric)


with metric hexagon keys ISO 2936L, **extra long** (mm), 8-piece set.

Key: CHROME VANADIUM, hardened and **nickel-plated**.

End face machined. Edges of end face chamfered.

Box: impact-resistant **plastic**, red, with self-service rack slot.

Order no.	Contents: A/F	L x W x H	Weight [g]
<b>46003</b>	2, 2.5, 3, 4, 5, 6, 8, 10 mm	265 x 88 x 17	535



### Recommendations



No. 911L-HM9D,  
page 20



No. 911LG-HM9C,  
page 26

## No. 911TM

### Key wallet (metric)

with metric hexagon keys ISO 2936, 6, 8 and 10-piece set.

Keys: CHROME VANADIUM, hardened and **nickel-plated**.

End faces machined. Edges of end face chamfered.

Plastic wallet with slot for self-service rack and reusable closure.

Order no.	Size	Contents: A/F	Weight [g]
<b>43851</b>	6	2, 2.5, 3, 4, 5, 6 mm	75
<b>43869</b>	8	2, 2.5, 3, 4, 5, 6, 8, 10 mm	235
<b>43877</b>	10	2, 2.5, 3, 4, 5, 6, 8, 10, 12, 14 mm	660



### Recommendations



No. 911BM10D,  
page 17



No. 911-HM9D,  
page 20

## No. 911-HM9C

### Key holder (metric)

With hexagon screwdriver ISO 2936 (mm), 9-piece set.

Key: CHROME VANADIUM, hardened and **tempered in black oxide finish**.

End faces machined. End faces chamfered.

Holder: with self-service mounting bracket.



Order no.	Contents: A/F	Weight [g]
<b>89425</b>	1.5, 2, 2.5, 3, 4, 5, 6, 8, 10 mm	245

### Dimensions:

Order no.	SW [mm]	L1 x L2 [mm]
<b>89425</b>	1,5	46,5 x 15,5
	2,0	52,0 x 18,0
	2,5	58,5 x 20,5
	3,0	66,0 x 23,0
	4,0	74,0 x 29,0
	5,0	85,0 x 33,0
	6,0	96,0 x 38,0
	8,0	108,0 x 44,0
	10,0	122,0 x 50,0

### Recommendations



No. 911HZ 9D,  
page 32



No. 918-HT8C,  
page 40

## No. 911L-HM9C

### Key holder (metric)

With hexagon screwdriver ISO 2936L, **extra long** (mm), 9-piece set.

Key: CHROME VANADIUM, hardened and **tempered in black oxide finish**.

End faces machined. End faces chamfered.

Holder: with self-service mounting bracket.



Order no.	Contents: A/F	Weight [g]
<b>89433</b>	1.5, 2, 2.5, 3, 4, 5, 6, 8, 10 mm	415

### Dimensions:

Order no.	SW [mm]	L1 x L2 [mm]
<b>89433</b>	1,5	91,5 x 15,5
	2,0	102,0 x 18,0
	2,5	114,5 x 20,5
	3,0	129,0 x 23,0
	4,0	144,0 x 29,0
	5,0	165,0 x 33,0
	6,0	186,0 x 38,0
	8,0	208,0 x 44,0
	10,0	234,0 x 50,0

### Recommendations



No. 911LG-HM9C,  
page 26



No. 911L-HZ 9D,  
page 32

## No. 911-HM9D

### Key holder (metric)

with metric hexagon keys ISO 2936, 9-piece set.  
Keys: CHROME VANADIUM, hardened and **nickel-plated**.  
End face machined. Edges of end face chamfered.  
Holder: with slot for self-service rack.

Order no.	Contents: A/F	Weight [g]
46789	1.5, 2, 2.5, 3, 4, 5, 6, 8, 10 mm	245



### Recommendations



No. 911LG-HM9F,  
page 23



No. 911BM10D,  
page 17

## No. 911L-HM9D

### Key holder (metric)

with metric hexagon keys ISO 2936L, **extra long** (mm), 9-piece set.  
Key: CHROME VANADIUM, hardened and nickel-plated.  
End face machined. Edges of end face chamfered.  
Holder: with self-service rack slot.

Order no.	Contents: A/F	Weight [g]
46797	1.5, 2, 2.5, 3, 4, 5, 6, 8, 10 mm	415



### Recommendations



No. 911LG-HM9D,  
page 26



No. 911L-BM8D,  
page 18



No. 911LG-H100F,  
page 24



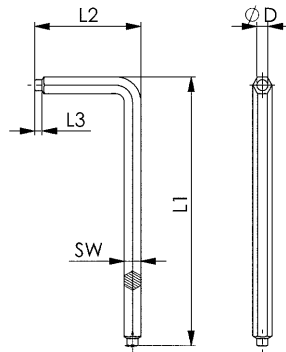
## DIN 6911D

### Hexagon key (metric) with pilot

for screws with hexagon socket DIN 6912.  
CHROME VANADIUM, hardened and **nickel-plated**.



Order no.	SW [mm]	L1 x L2 [mm]	D [mm]	L3 [mm]	Weight [g]
<b>45377</b>	3	66 x 23	1,9	1,2	5
<b>45385</b>	4	74 x 29	2,4	1,3	10
<b>45393</b>	5	85 x 33	2,9	1,6	18
<b>45401</b>	6	96 x 38	3,9	2,6	30
<b>45419</b>	8	108 x 44	4,9	2,8	59
<b>45427</b>	10	122 x 50	5,9	3,2	103
<b>45435</b>	12	137 x 57	6,9	3,5	160
<b>45443</b>	14	154 x 70	7,9	3,6	260
<b>45450</b>	17	177 x 80	9,9	4,5	430



#### Recommendations



ISO 2936D,  
page 15



No. 908,  
page 35

## No. 6911 BM7

### Key box (metric)

with metric hexagon keys DIN 6911 with pilot for DIN 6912 screws, 7-piece set.

Key: CHROM VANADIUM, hardened and **nickel-plated**.

Box: impact-resistant plastic.



Order no.	Contents: A/F	L x W x H	Weight [g]
<b>44867</b>	ISO 2936-2, 2.5; DIN 6911-3, 4, 5, 6, 8 mm	133 x 72 x 14	175

#### Recommendations



No. 911BM7D,  
page 17



No. 911G-BM10,  
page 30



No. 911BZ7,  
page 34



## APPLICATIONS

At angles up to 25°

- > speeds up work in hard-to-reach locations,
- > easy but still precise entry of key into socket.

## MATERIAL

Highly alloyed chrome-vanadium steel

- > ensures a long working-life, good torque-resistance, and optimum hardness
- > see table on page 14 for test torques

## EXECUTION AND SURFACE FINISH

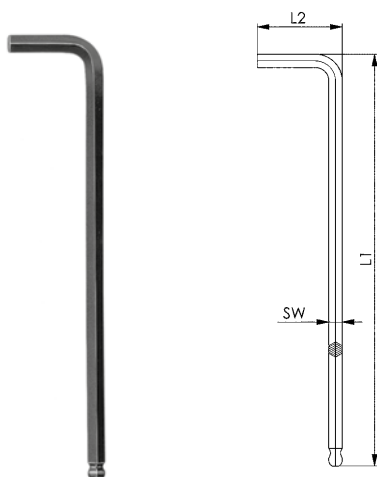
hardened, steel-grey (version C)

hardened and nickel-plated (version D)

### No. 911LG-C

#### Ball-ended hexagon key (mm), extra long version

CHROM VANADIUM, hardened, **steel-grey**.



Order no.	SW [mm]	L1 x L2 [mm]	Weight [g]
46086	1,5	91,5 x 15,5	2
45898	2,0	102,0 x 18,0	3
45823	2,5	114,5 x 20,5	6
45831	3	129 x 23	9
45849	4	144 x 29	19
45856	5	165 x 33	34
45864	6	186 x 38	54
45872	8	208 x 44	110
45880	10	234 x 50	190
46060	12	262 x 57	295

#### Recommendations



No. 911LG-HM9C,  
page 26

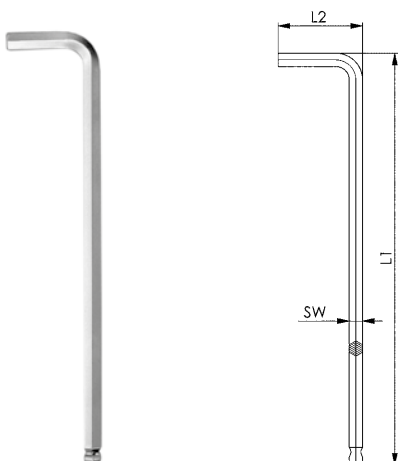


No. 911L-HZ 9D,  
page 32

### No. 911LG-D

#### Ball-ended hexagon key (mm), extra long version

CHROM VANADIUM, hardened and **nickel-plated**.



Order no.	SW [mm]	L1 x L2 [mm]	Weight [g]
47209	1,5	91,5 x 15,5	2
47217	2,0	102,0 x 18,0	3
47225	2,5	114,5 x 20,5	6
47233	3	129 x 23	9
47241	4	144 x 29	19
47258	5	165 x 33	34
47266	6	186 x 38	54
47274	8	208 x 44	110
47282	10	234 x 50	190
47290	12	262 x 57	295

#### Recommendations



No. 911LG-HM9D,  
page 26



No. 911LG-WM9,  
page 27

Subject to technical alterations.

## No. 911LG-HM9F

### COLOR ball-ended hexagon key - key holder

9-piece.

Key: ball-ended hexagon key **extra long** (mm), CHROME VANADIUM, hardened and **nickel-plated** and **colour-coded**.

Order no.	Contents: A/F	Weight [g]
<b>47001</b>	1.5, 2, 2.5, 3, 4, 5, 6, 8, 10 mm	410

#### Advantage:

- find it fast
- powder-coated **colour-coding** by key width
- no more danger of mix-up.



#### Recommendations




No. 911LG-H100F, page 24



No. 911LG-H100, page 24



No. 911LG-HM9D, page 26



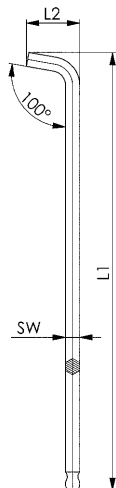
Subject to technical alterations.

## No. 911LG-H100F

### COLOR ball-ended hexagon key 100° - key holder

9-piece.

Key: ball-ended hexagon key **extra long** (mm), **100° bend angle**, CHROME VANADIUM, hardened, chromium-plated and colour-coded.



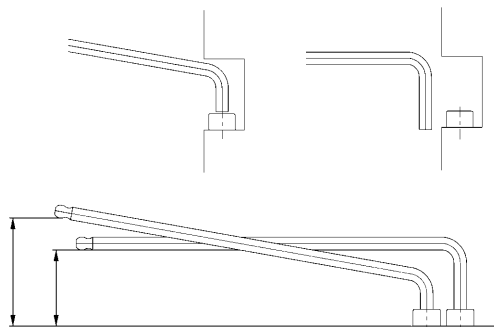
Order no.	Contents: A/F	Weight [g]
47100	1.5, 2, 2.5, 3, 4, 5, 6, 8, 10 mm	390

#### Advantage:

- find it fast
- powder-coated **colour-coding** by key width
- no more danger of mix-up.
- **convenient 100° bend**
- better screw access through reduced length of the short shank
- secure working even in narrow spaces.

#### Dimensions:

Order no.	SW [mm]	L1 x L2 [mm]
47100	1,5	92 x 8
	2,0	102 x 8
	2,5	114 x 10
	3	127 x 13
	4	144 x 14
	5	165 x 18
	6	186 x 22
	8	208 x 28
	10	234 x 32



#### Recommendations



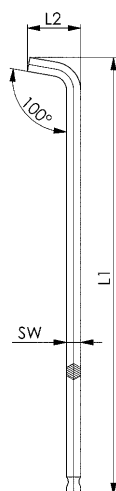
No. 918-HT8F, page 39

## No. 911LG-H100

### Ball-ended hexagon key 100° - key holder

9-piece.

Key: ball-ended hexagon key **extra long** (mm), **100° bend angle**, CHROME VANADIUM, hardened and chromium-plated.



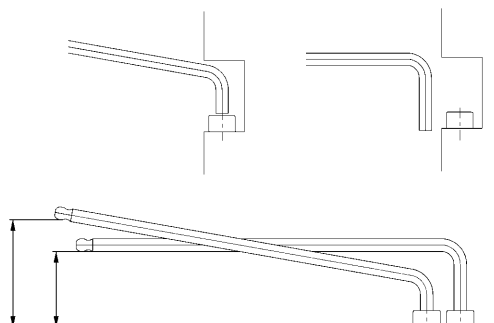
Order no.	Contents: A/F	Weight [g]
47175	1.5, 2, 2.5, 3, 4, 5, 6, 8, 10 mm	380

#### Advantage:

- **Convenient 100° bend**
- better screw access through reduced length of the short shank
- secure working even in narrow spaces.

#### Dimensions:

Order no.	SW [mm]	L1 x L2 [mm]
47175	1,5	92 x 8
	2,0	102 x 8
	2,5	114 x 10
	3	127 x 13
	4	144 x 14
	5	165 x 18
	6	186 x 22
	8	208 x 28
	10	234 x 32



#### Recommendations



No. 911LG-HM9F, page 23



No. 911LG-HZ13D, page 33

## No. 911L-TB9D

### Ball-ended hexagon screwdriver TURBALL - key holder

With flat ball end and magnetic insert at the long end (from WAF 3 mm)

9-part in the flip key holder

Key: Ball-ended hexagon screwdriver, **extra-long** (mm) with flat ball end and magnetic insert at the long end (from WAF 3 mm)

CHROME-VANADIUM, hardened and **chromium-plated**.



Order no.	Contents: A/F	Weight [g]
<b>555046</b>	1.5, 2, 2.5, 3, 4, 5, 6, 8, 10 mm	425

#### Advantage:

- reliably secures inserted screws with hexagon socket
- the ideal tool whenever screws are to be inserted in deep-seated, horizontal, ascending or descending bores
- achieves the maximum permitted torque thanks to the flat 25° ball end
- the practical folding bracket allows easy removal of the key

#### Dimensions:

Order no.	SW [mm]	L1 x L2 [mm]
<b>555046</b>	1,5	91,5 x 15,5
	2,0	102,0 x 18,0
	2,5	114,5 x 20,5
	3,0	129,0 x 23,0
	4,0	144,0 x 29,0
	5,0	165,0 x 33,0
	6,0	186,0 x 38,0
	8,0	208,0 x 44,0
	10,0	234,0 x 50,0



#### Recommendations



No. 911LG-HM9NI, page 27



No. 911LG-HZ13D, page 33

## No. 911LG-HK9D

### Ball-ended hexagon screwdriver with holding ball - key holder

With holding ball on the long end (from 3 mm width), 9-part.

Key: ball-ended hexagon screwdriver **extra long** (mm) with ball end and holding ball on the long end (from SW 3 mm)

CHROME VANADIUM, hardened and **chromium-plated**.



Order no.	Contents: A/F	Weight [g]
<b>565654</b>	1.5, 2, 2.5, 3, 4, 5, 6, 8, 10 mm	415

#### Advantage:

- The spring-loaded holding ball reliably and firmly holds hexagon socket screws placed on it
- The ideal tool when screws should be screwed into holes that are deep, horizontal, or facing upward or downward

#### Dimensions:

Order no.	SW [mm]	L1 x L2 [mm]
<b>565654</b>	1,5	91,5 x 15,5
	2,0	102,0 x 18,0
	2,5	114,5 x 20,5
	3,0	129,0 x 23,0
	4,0	144,0 x 29,0
	5,0	165,0 x 33,0
	6,0	186,0 x 38,0
	8,0	208,0 x 44,0
	10,0	234,0 x 50,0





## No. 911LG-HM9C

### Ball-ended hexagon key - Key holder (metric)

9-piece.  
Key: ball-ended hexagon key no. 911LG **extra long** (mm), CHROME VANADIUM, hardened, **steel-grey**.  
Holder: with self-service rack slot.



Order no.	Contents: A/F	Weight [g]
46524	1.5, 2, 2.5, 3, 4, 5, 6, 8, 10 mm	440

#### Recommendations



No. 911LG-BM8C, page 28



No. 911LG-WM9, page 27

## No. 911LG-HM9D

### Ball-ended hexagon key - Key holder (metric)

9-piece.  
Key: ball-ended hexagon key no. 911LG **extra long** (mm), CHROME VANADIUM, hardened and **nickel-plated**.  
Holder: with self-service rack slot



Order no.	Contents: A/F	Weight [g]
46805	1.5, 2, 2.5, 3, 4, 5, 6, 8, 10 mm	440

#### Recommendations



No. 911LG-HM9F, page 23



No. 911LG-HZ13D, page 33

## No. 911LG-HM9NI

### Ball-ended hexagon key - key holder, stainless steel

9-piece set in flip key holder

Key: ball-ended hexagon key **extra long** (mm)  
stainless steel



Order no.	Contents: A/F	Weight [g]
<b>49700</b>	1.5, 2, 2.5, 3, 4, 5, 6, 8, 10 mm	420

#### Advantage:

- The practical flip holder allows easy removal of keys
- Durable stainless steel version

#### Dimensions:

Order no.	SW [mm]	L1 x L2 [mm]
<b>49700</b>	1.5	91,5 x 15,5
	2,0	102,0 x 18,0
	2,5	114,5 x 20,5
	3,0	129 x 23
	4,0	144 x 29
	5,0	165 x 33
	6,0	186 x 38
	8,0	208 x 44
	10,0	234 x 50

#### Recommendations



No. 911LG-H100F,  
page 24



## No. 911LG-WM9

### Ball-ended hexagon key - Workshop stand (mm)

9-piece.

Key: ball-ended hexagon key no. 911LG, **extra long** (mm),  
CHROME VANADIUM, hardened, **nickel-plated**.

Stands: single-grade, impact-resistant plastic, with clips for connecting further workshop stands.



Order no.	Contents: A/F	Weight [g]
<b>42341</b>	1.5, 2, 2.5, 3, 4, 5, 6, 8, 10 mm	615

#### Recommendations



No. 906-WM9,  
page 12



No. 918-HT8C,  
page 40

## No. 911LG-BM8C

### Ball-ended hexagon key - Key box

8-piece.

Key: ball-ended hexagon key no. 911LG, **extra long** (mm), CHROME VANADIUM, hardened, **steel-grey**.

Box: impact-resistant plastic with self-service rack slot.

Order no.	Contents: A/F	L x W x H	Weight [g]
<b>46011</b>	2, 2.5, 3, 4, 5, 6, 8, 10 mm	265 x 88 x 17	530



#### Recommendations



No. 911LG-HM9C, page 26



No. 911L-BM8D, page 18

## No. 911LG-BM8D

### Ball-ended hexagon key - Key box

8-piece.

Key: ball-ended hexagon key no. 911LG **extra long** (mm), CHROME VANADIUM, hardened and **nickel-plated**.

Box: impact-resistant plastic with self-service rack slot.

Order no.	Contents: A/F	L x W x H	Weight [g]
<b>46078</b>	2, 2.5, 3, 4, 5, 6, 8, 10 mm	265 x 88 x 17	530



#### Recommendations



No. 911LG-WM9, page 27



No. 911LG-HM9F, page 23

## No. 909EG7

### Ball-ended SCHRAUB-boy

Grip: from ergonomic 2-component housing. **Lift mechanism** offers convenient access to the blades. Blades: hardened and **nickel-plated**.

Order no.	Contents: A/F	Weight [g]
<b>45641</b>	2.5, 3, 4, 5, 6, 8, 10	280



#### Recommendations



No. 906M, page 9



No. 910, page 9

Subject to technical alterations.

## No. 966QGE

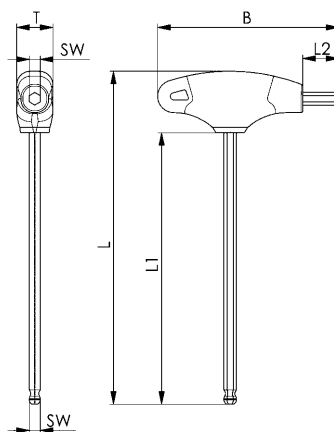
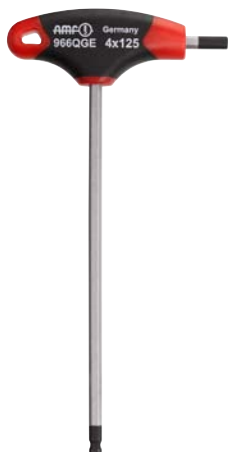
### Double hexagon key (metric) with ergonomic 2-component T-grip

Blade: CHROME VANADIUM, hardened and **chromium-plated**, with black tip.

Grip: impact-resistant plastic (cadmium-free), black/red with **lateral take-off**.

Short arm for final tightening. Long ball-head blade for speed.

Order no.	SW [mm]	L1	B	L	L2	T	Weight [g]
<b>47670</b>	3	125	75	151	15	16	25
<b>47613</b>	4	125	75	151	15	16	33
<b>47621</b>	5	150	100	184	20	21	60
<b>47639</b>	6	150	100	184	20	21	83



#### Recommendations



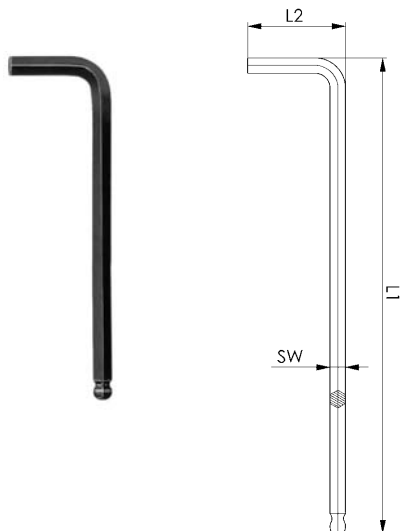
No. 909EG7,  
page 28



## No. 911G-C

### Ball-ended hexagon key (metric)

CHROM VANADIUM, hardened, **steel-grey**.



Order no.	SW [mm]	L1 x L2 [mm]	Weight [g]
<b>46458</b>	1,5	46,5 x 15,5	1
<b>46474</b>	2,0	52,0 x 18,0	2
<b>46490</b>	2,5	58,5 x 20,5	3
<b>46516</b>	3	66 x 23	5
<b>46532</b>	4	74 x 29	11
<b>46557</b>	5	85 x 33	20
<b>46573</b>	6	96 x 38	32
<b>46599</b>	8	108 x 44	65
<b>46466</b>	10	122 x 50	113

#### Recommendations



No. 911G-BM10,  
page 30



No. 908,  
page 35

## No. 911G-BM10

### Ball-ended hexagon key - Key box

8-piece set.

Keys: ball-ended hexagon key (metric) no. 911G, short version, CHROME VANADIUM, hardened and **steel-grey**.

Box: impact-resistant plastic with self-service rack slot.



Order no.	Contents: A/F	L x W x H	Weight [g]
<b>46052</b>	2, 2.5, 3, 4, 5, 6, 8, 10 mm	170 x 88 x 17	320

#### Recommendations



No. 911LG-HM9F,  
page 23

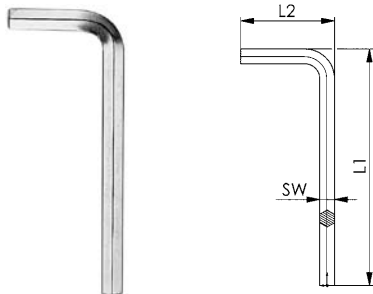


No. 911LG-HZ13D,  
page 33

## No. 2936DZ

### Hexagon keys (inch)

CHROM VANADIUM, hardened and **nickel-plated**.  
End face machined, edges of end face chamfered.



Order no.	SW [mm]	SW [inch]	L1 x L2 [mm]	Weight [g]
43299	1,3	0,05	41 x 13	0,7
43307	1,59	1/16	47 x 16	1,0
42648	2,0	5/64*	52,0 x 18,0	1,8
43323	2,38	3/32	58 x 20	2
43331	3,18	1/8	66 x 23	5
42671	4,0	5/32*	74 x 29	10
43356	4,76	3/16	85 x 33	15
43364	5,56	7/32	91 x 36	23
43372	6,35	1/4	96 x 38	31
42705	7,0	9/32*	102 x 41	43
42713	8,0	5/16*	108 x 44	59
43406	9,53	3/8	122 x 50	92
43422	12,70	1/2	145 x 63	206
43448	15,88	5/8	176 x 76	350
42788	19,0	3/4*	199 x 89	617
42796	22,0	7/8*	222 x 102	920
43471	25,40	1	275 x 125	1390

The 0.05" A/F key is in fact 1.27 mm, which is precisely 0.05".

Keys marked \* correspond to the metric size. Above 5/32" A/F they are marked with both sizes.

#### Recommendations



No. 911TZ,  
page 34

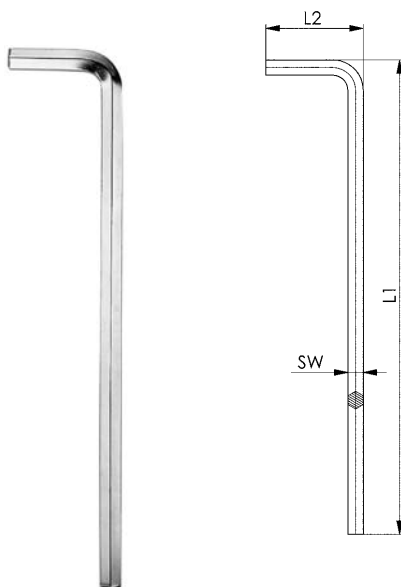


No. 911HZ 9D,  
page 32

## No. 2936LDZ

### Hexagon keys (inch), long version

CHROM VANADIUM, hardened and **nickel-plated**.  
End face machined, edges of end face chamfered.



Order no.	SW [mm]	SW [inch]	L1 x L2 [mm]	Weight [g]
43273	1,59	1/16	92 x 16	1,5
42895	2,0	5/64*	102,0 x 18,0	3,0
43539	2,38	3/32	114 x 20	3,5
43547	3,18	1/8	129 x 23	7,4
43604	3,57	9/64	140 x 26	12
42937	4,0	5/32*	144 x 29	18
43562	4,76	3/16	165 x 33	26
43588	6,35	1/4	186 x 38	54
43596	7,0	9/32*	197 x 41	74
42960	8,0	5/16*	208 x 44	100
43612	9,53	3/8	234 x 50	156
43638	12,70	1/2	277 x 89	360
43018	19,0	3/4*	379 x 89	1100

Keys marked \* correspond to the metric size. Above 5/32" A/F they are marked with both sizes.

#### Recommendations



No. 911L-HZ 9D,  
page 32



No. 911LG-HZ13D,  
page 33

Subject to technical alterations.

## No. 911HZ 9D

### Key holder (inch)

with inch hexagon keys no. 2936DZ, 9-piece set.  
Keys: CHROME VANADIUM, hardened and **nickel-plated**.  
End face machined. Edges of end face chamfered.  
Holder: with slot for self-service rack.

Order no.	Contents: A/F	Weight [g]
44156	1/16, 5/64, 3/32, 1/8, 5/32, 3/16, 3/16, 1/4, 5/16, 3/8"	232



### Recommendations



No. 911LG-HZ13D,  
page 33



No. 911-HM9D,  
page 20

## No. 911L-HZ 9D

### Key holder (inch)

with inch hexagon keys no. 2936LDZ, **extra long**, 9-piece set.  
Key: CHROME VANADIUM, hardened and **nickel-plated**.  
End face machined. Edges of end face chamfered.  
Holder: with self-service rack slot

Order no.	Contents: A/F	Weight [g]
44164	1/16, 5/64, 3/32, 1/8, 5/32, 3/16, 1/4, 5/16, 3/8"	395



### Recommendations



No. 911L-HM9D,  
page 20



No. 908L-HT13C,  
page 40

Subject to technical alterations.

## No. 911LG-HZ13D

### Key holder, ball-ended (inch)

with ball-ended inch hexagon keys, **extra long**, 13-piece set.  
Key: CHROME VANADIUM, hardened and **nickel-plated**.  
End face machined. Edges of end face chamfered.  
Holder: with self-service rack slot.

Order no.	Contents: A/F	Weight [g]
44180	0,05, 1/16, 5/64, 3/32, 7/64, 1/8, 9/64, 5/32, 3/16, 7/32, 1/4, 5/16, 3/8"	440



### Recommendations



No. 911LG-HM9D,  
page 26



No. 918-HT8C,  
page 40



## No. 911BZ7

### Key box (inch)

with inch hexagon keys no. 2936DZ, 7-piece set.  
Keys: CHROME VANADIUM, hardened and **nickel-plated**.  
End face machined. Edges of end face chamfered.  
Box: from impact-resistant **plastic** with self-service rack slot.

Order no.	Contents: A/F	L x W x H	Weight [g]
44842	5/64, 3/32, 1/8, 5/32, 3/16, 7/32, 1/4"	133x72x14	140



### Recommendations



No. 911TZ,  
page 34



No. 911BM7D,  
page 17



No. 6911 BM7,  
page 21

## No. 911TZ

### Key wallets (inch)

with inch hexagon keys no. 2936DZ 9, 11 and 14-piece set.  
Keys: CHROME VANADIUM, hardened and **nickel-plated**. End  
face machined. Edges of end face chamfered.  
Plastic wallet with slot for self-service rack and reusable closure.

Order no.	Size	Contents: A/F	Weight [g]
43893	9	0.05, 1/16, 5/64, 3/32, 1/8, 5/32, 3/16, 7/32, 1/4"	100
43901	11	0.05, 1/16, 5/64, 3/32, 1/8, 5/32, 3/16, 7/32, 1/4, 5/16, 3/8"	250
43919	14	0.05, 1/16, 5/64, 3/32, 1/8, 5/32, 3/16, 7/32, 1/4, 5/16, 3/8, 7/16, 1/2, 9/16"	850



### Recommendations



No. 911TM,  
page 18

**TORX®** is a registered trademark of Camcar/Textron Inc.

## PROFILE

The wave-profile provides a large surface for force and torque transfer

- > optimum grip and long tool-life
- > see table on right for test torques.

## MATERIAL

highly alloyed CHROME-VANADIUM steel

## EXECUTION AND SURFACE FINISH

- > hardened and steel-grey
- > hardened and chromium-plated

## SCREWDRIVERS WITH HANDLE,

for TORX-screws, compliment the well-known advantages of this type of screw.

- > best possible force transfer by handy gripforms.

Table showing TORX-sockets for thread diameters and types of screw.

Size	A mm	Test torque Nm	Screws with TORX-sockets								
			metric (M)						Self-tapping (St)		
			DIN 4762 DIN 912	DIN 963 DIN 965	DIN 964 DIN 966	DIN 7984 DIN 6912	DIN 7985	DIN 7991	DIN 7981	DIN 7972 DIN 7982	DIN 7973 DIN 7983
T 6	1,70	0,75	*	*	*	*	*	*	*	*	*
T 7	1,99	1,4	*	*	*	*	*	*	*	*	*
T 8	2,31	2,2	2,5	2,5	2,5	–	2,5	–	2,9	2,9	2,9
T 9	2,50	2,8	*	*	–	–	–	–	–	–	–
T10	2,74	3,7	3	3	3	3	3	3	3,5	3,5	3,5
T15	3,27	6,4	*	3,5	3,5	–	3,5	–	3,9	3,9	3,9
T20	3,86	10,5	4	4	4	4	4	4	4,2	4,2	4,2
T25	4,43	15,9	5	5	5	5	5	5	4,8/5,5	4,8/5,5	4,8/5,5
T27	4,99	22,5	*	*	*	*	*	*	*	*	*
T30	5,52	31,1	6	6	6	6	6	6	6,3	6,3	6,3
T40	6,65	54,1	8	8	8	8	8	8	–	–	–
T45	7,82	86,2	*	*	*	*	*	*	*	*	*
T50	8,83	132	10	10	10	10	10	10	–	–	–
T55	11,22	252	12	–	–	12	–	12	–	–	–

\* Special screws

## No. 908

### TORX angled key

CHROM VANADIUM, hardened, steel-grey.



Order no.	TORX	A	L1 x L2 [mm]	Weight [g]
46540	T 6	1,70	44,5 x 18,5	1,9
46565	T 7	1,99	50,5 x 18,5	2,0
46581	T 8	2,31	51 x 19	2,8
46607	T 9	2,50	51 x 19	3,4
46615	T10	2,74	54 x 20	3,6
46623	T15	3,27	57,5 x 21,5	5,2
46631	T20	3,86	61 x 23	6,5
46649	T25	4,43	64,5 x 24,5	9,4
46656	T27	4,99	69,5 x 26,5	15
46664	T30	5,52	76 x 30	20
46672	T40	6,65	83 x 33	31

## Recommendations



No. 918-HT8F,  
page 39

## No. 908-TT9

### TORX key wallet

with TORX Key no. 908, 9-piece set.

Keys: CHROME VANADIUM, hardened and **steel-grey**.

Plastic wallet with slot for self-service rack and reusable closure.

Order no.	Contents TORX	Weight [g]
43836	T6, 7, 8, 9, 10, 15, 20, 25, 30	65



#### Recommendations



No. 918-HT8C,  
page 40

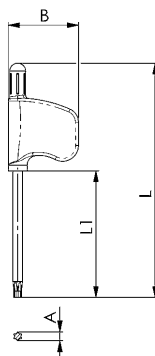
## No. 907SH

### TORX keys with flag-type grip

Blade: CHROME-VANADIUM, hardened and **steel-grey**.

Grip: impact-resistant plastic (cadmium-free), green.

Order no.	TORX	A	L1	B	L	Weight [g]
46847	T6	1,70	35	22	69	3,6
46854	T7	1,99	35	22	69	3,7
46862	T8	2,31	40	22	74	5,8
46870	T9	2,50	40	22	74	6,3
46888	T10	2,74	40	22	74	6,8
46896	T15	3,27	45	22	79	7,5



#### Recommendations



No. 929MB-25,  
page 41



No. 907Q-WT7,  
page 38

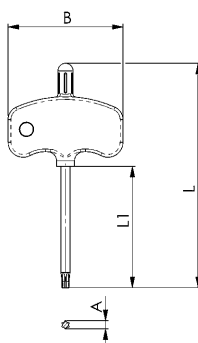
Subject to technical alterations.

## No. 907S

### TORX key with small grip

Blade: CHROME-VANADIUM, hardened and **steel-grey**.  
Grip: impact-resistant plastic (cadmium-free), green.

Order no.	TORX	A	L1	B	L	Weight [g]
<b>46730</b>	T 6	1,70	35	38	70	14
<b>46748</b>	T 7	1,99	35	38	70	14
<b>46755</b>	T 8	2,31	40	38	75	14
<b>46763</b>	T 9	2,50	40	38	75	15
<b>46771</b>	T10	2,74	40	38	75	15



### Recommendations



No. 929SB-33,  
page 41



## No. 907Q

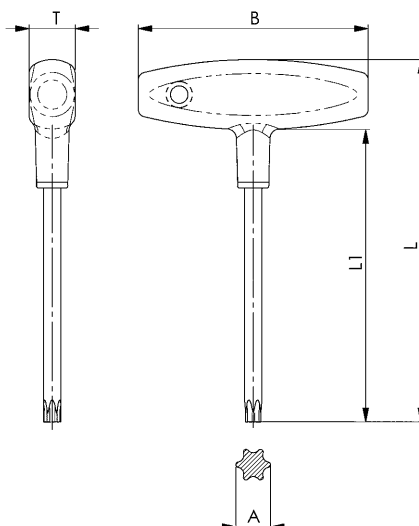
### TORX key with T-grip

Blade: CHROME VANADIUM, hardened and **chromium-plated**, with black tip.

Handle: homogeneous, impact-resistant plastic (cadmium-free), green.



Order no.	TORX	A	B	L	L1	Weight [g]
45906	T 9	2,50	80	125	100	35
45914	T10	2,74	80	125	100	35
45922	T15	3,27	80	125	100	36
45930	T20	3,86	100	130	100	60
45948	T25	4,43	100	130	100	60
45955	T27	4,99	100	130	100	70
45963	T30	5,52	100	130	100	75
45989	T40	6,65	100	130	100	80
46029	T50	8,83	100	180	150	130



### Recommendations



No. 907Q-WT7,  
page 38

## No. 907Q-WT7

### TORX workshop stand

With T-grip key no. 907Q, 7-piece set.

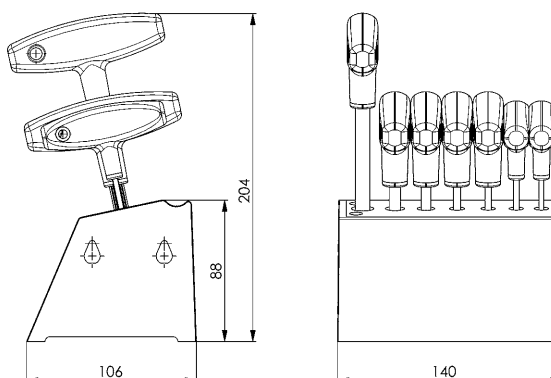
Blades: CHROME VANADIUM, hardened and **chrome-plated**, with black tip.

Handle: homogeneous, impact-resistant plastic (cadmium-free), green.

Stand: homogeneous, impact-resistant **plastic**, with connection clip for attaching additional workshop stands.



Order no.	Contents: TORX x blade length L1	Weight [g]
46722	T10x100, T15x100, T20x100, T25x100, T30x100, T40x100, T50x150	620



Space for two additional TORX keys

### Recommendations



No. 906Q-WM7,  
page 13



No. 911LG-WM9,  
page 27

Subject to technical alterations.

## No. 918-HT8F

### COLOR ball-ended TORX key - key holder

8-piece.

Key: CHROME VANADIUM, long, hardened, nickel-plated and colour-coded.

Order no.	Contents TORX	Weight [g]
48918	T9, 10, 15, 20, 25, 27, 30, 40	147

#### Advantage:

- Quick location
- powder-coated **colour-coding** by size
- no risk of confusion



#### Recommendations



No. 911LG-H100F,  
page 24



No. 929SB-33,  
page 41



Subject to technical alterations.

## No. 908L-HT13C

### TORX key holder

with TORX keys, **extra long**, 13-piece set.  
Key: CHROME VANADIUM, hardened, **steel-grey**.  
Holder: with self-service rack slot.



Order no.	Contents TORX	Weight [g]
<b>45369</b>	T5, 6, 7, 8, 9, 10, 15, 20, 25, 27, 30, 40, 50	440

### Recommendations



No. 911LG-HM9D,  
page 26



No. 911L-HZ 9D,  
page 32



No. 918-HT8F,  
page 39

## No. 918-HT8C

### Ball-ended TORX hexagon key

with TORX ball-ended hexagon keys, **long**, 8-piece set.  
Key: CHROME VANADIUM, hardened, **steel-grey**.  
Holder: with self-service rack slot.



Order no.	Contents TORX	Weight [g]
<b>48900</b>	T9, 10, 15, 20, 25, 27, 30, 40	165



### Recommendations



No. 907Q-WT7,  
page 38



No. 911HZ 9D,  
page 32



No. 911-HM9C,  
page 19

## No. 929MB-25

### Mini-Bit-Set made of high quality tool steel

with screwdriver holder and magnetic extension.  
two-component box, black-orange.  
Bits from high-quality tool steel, hardened, zinc-plated, **colour-coded**.



Order no.	L x W x H	Weight [g]
48264	67 x 22 x 117	200

#### Design:

In practical plastic box, with screwdriver holder and magnetic extension.  
Content:


- 7 Hexagon socket screwdriver: 0.7 - 0.9 - 1.3 - 1.5 - 2.0 - 2.5 - 3.0 mm
- 4 PHILLIPS screwdriver: 000 - 00 - 0 - 1
- 2 POZI screwdriver: 0 - 1
- 5 Slotted screwdriver: 1.0 - 1.5 - 2.0 - 2.5 - 3.0 mm
- 6 TORX screwdriver: T4 - T5 - T6 - T7 - T8 - T9
- 1 Bit holder, magnetic
- 1 Screwdriver holder, aluminium

#### Application:

Ideal for use in the model-making and electrical industries.

#### Advantage:

- Quickly locate the required bits required through colour-coding
- Simply push the button to open the box
- Including storage pocket for your screws
- Magnetic holder for easy handling



#### Recommendations



No. 918-HT8F,  
page 39



No. 907SH,  
page 36

## No. 929SB-33

### Precision-Bit Set made of high quality tool steel

with quick change bit holder.  
Two-component box, black-orange.  
Bits from high-quality tool steel, hardened, zinc-plated, **colour-coded**.



Order no.	L x W x H	Weight [g]
48280	67 x 22 x 117	295

#### Design:

In practical plastic box, with quick change bit holder.  
Content:

- 4 hexagon socket screwdrivers: 3 - 4 - 5 - 6 mm
- 4 PHILLIPS screwdriver: 1 - 2 - 2 - 3
- 4 screwdriver POZI: 1 - 2 - 2 - 3
- 4 screwdriver slot: 3 - 4 - 5 - 6 mm
- 8 TORX screwdrivers: T8 - T10 - T15 - T20 - T25 - T27 - T30 - T40
- 7 TAMPER TORX: T10 - T15 - T20 - T25 - T27 - T30 - T40
- 1 bit-adapter: 1/4" x 1/4"
- quick change bit holder

#### Application:

The perfect companion for your daily work and your hobby.

#### Advantage:

- Quickly locate the required bits required through colour-coding
- Simply push the button to open the box
- Quick change bit holder for easy handling



#### Recommendations



No. 908L-HT13C,  
page 40



No. 907Q-WT7,  
page 38

Subject to technical alterations.



## TOOLS FOR THREADED FASTENERS FOR TRADE AND INDUSTRY.

Troughout the world, AMF is a hallmark for high-quality screwdriving tools for tradespeople and industry.

Our products prove themselves millions of times every day.

### FROM DIN TO COMPANY STANDARDS.

Technical perfection is our standard. The results of this quality: a long working-life, precise transmission of force and thus the greatest possible safety, and user-friendliness in every detail. From socket wrenches to hook wrenches, from pin wrenches to open-ended spanners, from drill drift to fire hydrant key, we have a broad and balanced program of screwdriving tools. Made of alloy steels with appropriate plated finishes for all applications. The following pages will give you an overview of this wide spectrum.

### MADE-TO-MEASURE, FROM SMALL TO ENORMOUS.

One of our specialities is the manufacturer of special tools to customers' individual requirements. Special tools can also be made from existing ones but modified to meet your requirements. A drawing or sketch and the quantity required are all the information we need to quote.

### APPLICATIONS AND SIZE RANGES HOOK WRENCHES DIN 1810A (CAT.-P. 44)

Size	DIN 1804 M	DIN 981			KMT	DIN 70852 M	DIN 11851-F DN
		M	KM	KML			
12 - 14	-	-	-	-	-	-	-
16 - 20	6 8	-	-	-	-	10	-
25 - 28	10 12	15 17	2 3	-	0	16	-
30 - 32	14 16	- 20	- 4	-	1 -	18 20	-
34 - 36	18 20	-	-	-	-	22	-
38 - 45	26	25 30	5 6	-	-	24 -	10 15
40 - 42	22 24	-	-	-	4 -	26 28	-
45 - 50	26 28 - 30	30 -	6 -	-	-	35	-
52 - 55	32 35	35 -	7 -	-	-	-	20
58 - 62	38 40 - 42	40 -	8 -	-	-	45	25
65 - 70	-	45 50	9 10	-	- 9	48 52	- 32
68 - 75	45 48 - 50	- 55	- 11	-	- 10	50 55	-
80 - 90	52 - 55 58 - 60	60 -	12 -	-	- 12	60 70	-
85 - 92	-	65 70	13 14	-	-	65 -	- 50
95 - 100	62 - 65 68 - 70	-	-	-	13 14	75 80	-
98 - 105	-	75 80	15 16	-	- 15	-	-

Size	DIN 1804 M	DIN 981			KMT	DIN 70852 M	DIN 11851-F DN
		M	KM	KML			
110 - 115	72 - 75 80	85 -	17 -	-	16 -	-	65
120 - 130	85 90	90 100	18 20	-	17 19	105	-
135 - 145	95 100	110 120	22 -	24	20 22	115	-
155 - 165	105 - 110 115 - 120	120 - 130 130 - 140	24 26	26 28	24 26	125 135	-
180 - 195	125 - 130 140	140 - 150 150	28 30	30 -	- 32	150 -	-
205 - 220	150 160	- 170 - 190	- 34	- 38	34 -	175 180	-
230 - 245	170 180	180 -	36 -	-	-	190 -	-

Size	DIN 1804 M	DIN 981					
		Tr	HM				
260 - 270	190 200	220x4 210x4	3044 42 T	-	-	-	-
280 - 300	-	220x4 240x4	44 T 48 T	-	-	-	-
300 - 320	-	240x4 250x4	48 T 50 T	-	-	-	-
320 - 345	-	250x4 -	50 T -	-	-	-	-
350 - 375	-	-	-	-	-	-	-
380 - 400	-	-	-	-	-	-	-
480 - 500	-	-	-	-	-	-	-

Subject to technical alterations.



## ADJUSTABLE HOOK WRENCHES WITH NOSE NO. 771C AND NO. 771MD (CAT.-P. 50)

Size	DIN 1804 M	M	DIN 981 KM	KML	DIN 11851-F DN
20 - 42	8 - 24	12 - 25	1 - 5	–	10
45 - 90	26 - 60	30 - 65	6 - 13	–	15 - 50
95 - 165	62 - 120	75 - 140	15 - 26	24 - 28	65 - 100



## HOOK WRENCHES NO. 775 (CAT.-P. 46, 48)

Size	DIN 1804 M	M	DIN 981 KM	KML	KMT	DIN 11851-F DN	DIN 70852 M
20 - 35	8 - 18	12 - 20	1 - 4	–	0 - 2	–	10 - 20
35 - 60	20 - 38	25 - 40	5 - 8	–	3 - 7	10 - 20	22 - 42
60 - 90	40 - 60	45 - 65	9 - 13	–	8 - 12	25 - 40	42 - 70
90 - 155	58 - 110	70 - 130	14 - 24	24, 26	13 - 24	50 - 100	70 - 125
155 - 230	105 - 170	120 - 190	24 - 36	26 - 38	24 - 38	125 - 150	125 - 190

## HOOK WRENCHES DIN 1810B AND NO. 776 (CAT.-P. 45, 47, 49, 50)


1810B Size	DIN 1816 M	776 Size	1810B Size	DIN 1816 M	776 Size	1810B Size	DIN 1816 M	776 Size	
16 - 18	6	16 - 22	58 - 62	42	60 - 90	135 - 145	95	95 - 155	
20 - 22	8	22 - 35	68 - 75	45			155 - 165		100
25 - 28	10			48		180 - 195			105
	12			50					110
30 - 32	14		80 - 90	52				115	165 - 230
	16			55			120		
34 - 36	18			58		125			
	20			60		130			
40 - 42	22	35 - 60	95 - 100	62	205 - 220	140			
	24			65		150			
45 - 50	26			68		160			
	28			70	230 - 245	170			
	30		72	180					
52 - 55	32		110 - 115	75	260 - 270	190			
	35			80		200			
58 - 62	38			120 - 130	85				
	40	90							

Subject to technical alterations.

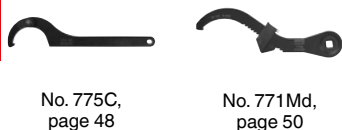
## DIN 1810A

### Hook wrench with nose

for grooved nuts according to DIN 1804 and bearing nuts according to DIN 981.  
Tempered steel, hardened and blued in **black oxide finish**.  
**Rounded edges for better handling.**



#### Recommendations



Order no.	Size D1 - D2	L	T	Weight [g]
54585	12- 14	110	3	25
54593	16- 20	110	3	25
54601	25- 28	136	4	45
54619	30- 32	136	4	50
54627	34- 36	170	5	90
54387	38- 45 *	170	5	95
54635	40- 42	170	5	90
54643	45- 50	206	6	155
54650	52- 55	206	6	160
54668	58- 62	240	7	260
54403	65- 70 *	240	7	255
54676	68- 75	240	7	255
54684	80- 90	280	8	410
54429	85- 92 *	280	8	410
54692	95-100	280	8	405
54445	98- 105 *	290	8	405
54700	110-115	335	10	745
54718	120-130	335	10	720
54726	135-145	385	10*	1000
54734	155-165	385	10*	965
54742	180-195	470	10*	1500
54759	205-220	470	10*	1580
54767	230-245	568	10*	2250
54775	260-270	568	10*	2250
54783	280-300	680	15	5150
54841	300-320	695	15	5100
54791	320-345	695	15	5200
54809	350-375	735	15	5200
54817	380-400	770	15	6700
54825	480-500	988	20	13000

\* Size not included in DIN, dimensions similar to DIN


### On request:

Intermediate sizes and other material thicknesses for quantities above 100 on request. Available in stainless steel on request (up to 6 mm thick).

## DIN 1810AD

### Hook wrench with nose

for grooved nuts to DIN 1804 and bearing nuts to DIN 981.  
Special steel, machined nose, edges ground, hardened and **high-grade zinc-plated**.  
**Rounded edges for better handling.**



Order no.	Size	L	T	Weight [g]
55103	16- 20	110	3	25
55111	25- 28	136	4	45
55129	30- 32	136	4	50
55137	34- 36	170	5	90
55152	40- 42	170	5	90
55160	45- 50	206	6	155
55178	52- 55	206	6	160
55186	58- 62	240	7	260
55202	68- 75	240	7	255
55210	80- 90	280	8	410
55236	95-100	280	8	405
55251	110-115	335	10	745
55269	120-130	335	10	720
55277	135-145	385	10*	1000
55285	155-165	385	10*	965

\* Thickness not to DIN

#### Recommendations



No. 775NI,  
page 48

Subject to technical alterations.

## DIN 1810B

### Hook wrench with pin

for nuts with radial holes to DIN 1816.

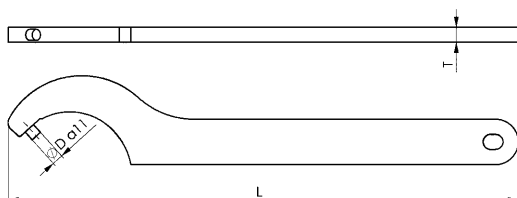
Special steel, hardened and **blued**.

**Rounded edges for better handling.**



Order no.	Size	dia. D	L	T	Weight [g]
54874	12- 14	2,0	110	3	25
54882	16- 18	2,5	110	3	25
54890	20- 22	2,5	110	3	25
54908	25- 28	3	136	4	55
54916	30- 32	4	136	4	55
54924	34- 36	4	170	5	100
54932	40- 42	4	170	5	100
54940	45- 50	5	206	6	165
54957	52- 55	5	206	6	165
54965	58- 62	5	240	7	270
54973	68- 75	6	240	7	270
54981	80- 90	6	280	8	410
54999	95-100	8	280	8	410
55004	110-115	8	335	8*	610
55012	120-130	8	335	8*	610
55020	135-145	8	380	8*	790
55038	155-165	8	380	8*	790
55046	180-195	10	470	10*	1500
55053	205-220	10	470	10*	1580
55061	230-245	10	568	10*	2250
55079	260-270	10	568	10*	2250

\* Thickness not to DIN (..) similar DIN.



### On request:

Intermediate sizes or other pin diameters for quantities above 100 on request. Available in stainless steel on request (up to 6 mm thick).

### Recommendations



No. 776C,  
page 49

No. 776Md,  
page 50

## DIN 1810BD

### Hook wrench with pin

for nuts with radial holes to DIN 1816.

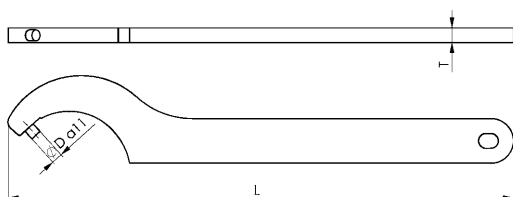
Special steel, hardened and **high-grade zinc-plated**.

**Rounded edges for better handling.**



Order no.	Size	dia. D	L	T	Weight [g]
55400	16- 18	2,5	110	3	25
55418	20- 22	2,5	110	3	25
55426	25- 28	3	136	4	55
55434	30- 32	4	136	4	55
55442	34- 36	4	170	5	100
55459	40- 42	4	170	5	100
55467	45- 50	5	206	6	165
55475	52- 55	5	206	6	165
55483	58- 62	5	240	7	270
55491	68- 75	6	240	7	270
55509	80- 90	6	280	8	410
55517	95-100	8	280	8	410
55525	110-115	8	335	8*	630
55533	120-130	8	335	8*	630
55541	135-145	8	380	8*	800

\* Thickness not to DIN



### Recommendations



No. 758S,  
page 52

Subject to technical alterations.

## ASSEMBLY VERSION

### Advantages:

- > **Lightweight** keys, for frequent actuation, reduced fatigue
- > **Short** version, fits into every pocket and toolbox

### No. 775SC

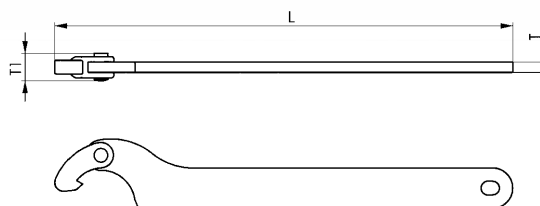
#### Hinged hook wrench with nose, assembly version

for grooved nuts to DIN 1804 and bearing nuts to DIN 981.

Special steel, hardened and **blued**.

**Rounded edges for better handling.**

Order no.	Size	L	T	T1	Weight [g]
<b>56697</b>	20-35	135	3	8	40
<b>56705</b>	35-60	175	4	11	85
<b>56713</b>	60-90	240	6	13	250
<b>56721</b>	90-155	300	7	15	425
<b>56739</b>	155-230	420	8	18	1015



### Recommendations



No. 771,  
page 50

### No. 775SNI

#### Hinged hook wrench with nose, assembly version, stainless steel

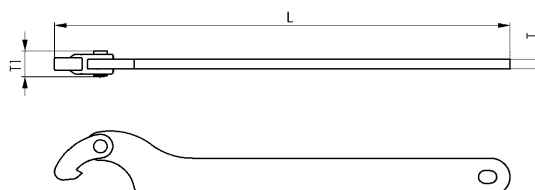
for grooved nuts to DIN 1804, bearing nuts to DIN 981 and for couplings and fittings to DIN 11851.

**Stainless steel.**

**Rounded edges for better handling.**



Order no.	Size	L	T	T1	Weight [g]
<b>56796</b>	20-35	135	3	8	35
<b>56804</b>	35-60	175	4	11	75
<b>56812</b>	60-90	240	5	13	185
<b>56820</b>	90-155	300	6	15	320
<b>56838</b>	155-230	420	8	18	860



### Recommendations



No. 771Md,  
page 50

Subject to technical alterations.

## ASSEMBLY VERSION

### Advantages:

- > **Lightweight** keys, for frequent actuation, reduced fatigue
- > **Short** version, fits into every pocket and toolbox
- > All common pin diameters available.

### No. 776SC

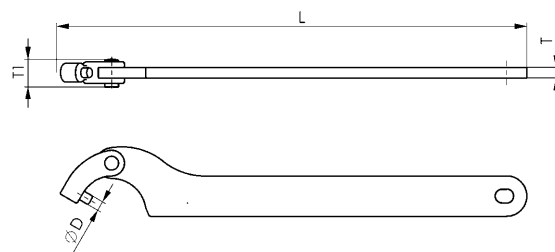
#### Hinged hook wrench with pin, assembly version

for nuts with radial holes to DIN 1816.

Special steel, hardened and **blued**.

**Rounded edges for better handling.**

Order no.	Size	dia. D	L	T	T1	Weight [g]
51821	20-35	2,5	135	3	8	40
51839	20-35	3,0	135	3	8	40
51854	35-60	4,0	175	4	11	85
51862	35-60	5,0	175	4	11	85
51870	60-90	5,0	245	6	13	250
51888	60-90	6,0	245	6	13	250
51896	90-155	6,0	300	7	15	425
51904	90-155	8,0	300	7	15	425
51912	155-230	8,0	420	8	18	1015




### Recommendations



No. 776C,  
page 49



No. 776Md,  
page 50



Subject to technical alterations.



## INDUSTRIAL VERSION

### Advantages:

- > Longer shank for increased torque
- > Extended hook for greater contact and safer use
- > Strengthened rivet increases working life and permits transmission of greater forces, especially with smaller sizes
- > Even movement due to additional spring washer, one-handed operation possible

### No. 775C

#### Hinged hook wrench with nose, industrial version

for grooved nuts to DIN 1804 and bearing nuts to DIN 981.

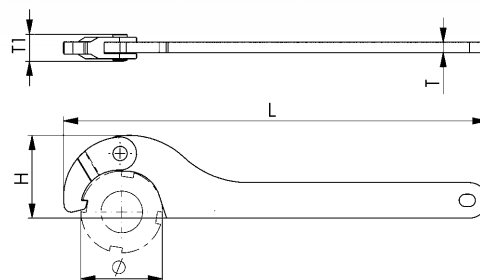
Special steel, hardened and **blued**.

With hole for hanging up. Extended hook and shank, strengthened rivet, spring washer.

**Rounded edges for better handling.**



Order no.	Size Ø	L	H	T	T1	Weight [g]
<b>51649</b>	20- 35	165	27	4	10,5	85
<b>51656</b>	35- 60	210	41	5	12,5	170
<b>51664</b>	60- 90	280	57	6	14,5	360
<b>51672</b>	90- 155	335	80	7	17,5	610
<b>51680</b>	155-230	460	116	8	17,5	1200



### No. 775D

#### Hinged hook wrench with nose, industrial version

for grooved nuts to DIN 1804 and bearing nuts to DIN 981.

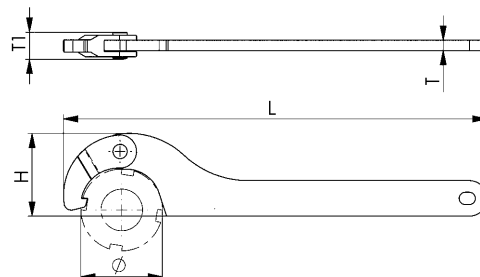
Special steel, edges ground, hardened and **nickel-plated**.

With hole for hanging up. Extended hook and shank, strengthened rivet, spring washer.

**Rounded edges for better handling.**



Order no.	Size Ø	L	H	T	T1	Weight [g]
<b>51730</b>	20 - 35	165	27	4	10,5	85
<b>51748</b>	35 - 60	210	41	5	12,5	170
<b>51755</b>	60 - 90	280	57	6	14,5	360
<b>51763</b>	90 -155	335	80	7	17,5	610
<b>51771</b>	155 -230	460	116	8	17,5	1200



### No. 775NI

#### Hinged hook wrench with nose, industrial version, stainless steel

for grooved nuts to DIN 1804, bearing nuts to DIN 981 and for couplings and fittings to DIN 11851.

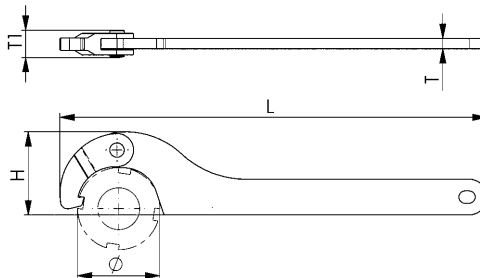
**Stainless steel.** With hole for hanging up.

Extended hook and shank, strengthened rivet, spring washer.

**Rounded edges for better handling.**



Order no.	Size Ø	L	H	T	T1	Weight [g]
<b>52183</b>	20- 35	165	27	4	10,5	85
<b>52191</b>	35- 60	210	41	5	12,5	170
<b>52209</b>	60- 90	280	57	6	14,5	360
<b>52217</b>	90- 155	335	80	6	17,5	580
<b>52225</b>	155-230	460	116	8	17,5	1200



Subject to technical alterations.

## INDUSTRIAL VERSION

### Advantages:

- > Longer shank for increased torque
- > Extended hook for greater contact and safer use
- > Strengthened rivet increases working life and permits transmission of greater forces, especially with smaller sizes
- > Even movement due to additional spring washer, one-handed operation possible
- > Improved ratio of pin diameter to nut diameters

### No. 776C

#### Hinged hook wrench with pin, industrial version

for nuts with radial holes to DIN 1816.

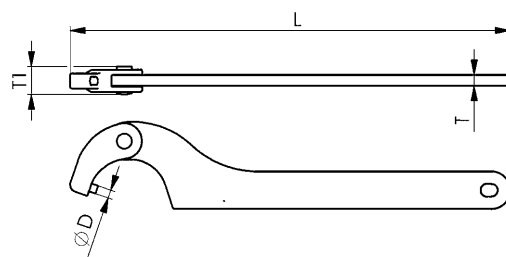
Special steel, hardened and **blued**.

With hole for hanging up. Extended hook and shank, strengthened rivet, spring washer and optimised radial areas.

**Rounded edges for better handling.**

Order no.	Size	dia. D	L	T	T1	Weight [g]
53058	16-22	2,5	135	3	7,5	50
53066	22-35	3,0	165	4	10,5	85
53074	35-60	4,0	205	5	12,5	170
53181	60-90	5,0	280	6	14,5	380
53082	60-90	6,0	280	6	14,5	380
53090	95-155	6,0	335	7	17,5	610
53199	95-155	8,0	335	7	17,5	610
53173	165-230	8,0	460	8	17,5	1200
53108	165-230	10,0	460	8	17,5	1200

Sizes 16-22 without retaining ring.



### Recommendations



No. 776Md,  
page 50



DIN 1810B,  
page 45

### No. 776D

#### Hinged hook wrench with pin, industrial version

for grooved nuts to DIN 1816.

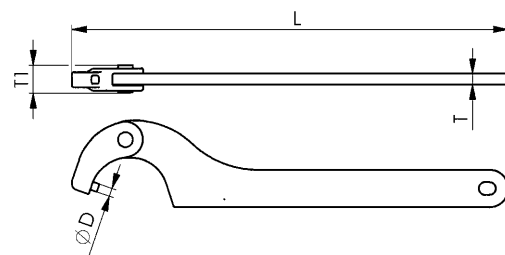
Special steel, hardened and **nickel-plated**. With hole for hanging up.

Extended hook and shank, strengthened rivet, spring washer and optimised radial areas.

**Rounded edges for better handling.**

Order no.	Size	dia. D	L	T	T1	Weight [g]
53116	16-22	2,5	135	3	7,5	50
53124	22-35	3,0	165	4	10,5	85
53132	35-60	4,0	205	5	12,5	170
53140	60-90	6,0	280	6	14,5	380
53157	95-155	6,0	335	7	17,5	610
53165	165-230	10,0	460	8	17,5	1200

Sizes 16-22 without retaining ring.



### Recommendations



DIN 1810BD,  
page 45



No. 250,  
page 57

## No. 771

### Adjustable hook wrench with nose

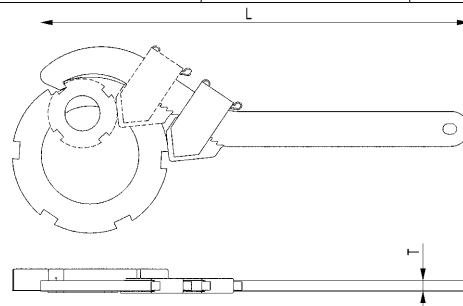
for grooved nuts to DIN 1804 and bearing nuts to DIN 981.

Special steel, hardened and **blued**.

**Rounded edges for better handling.**



Order no.	Size	L	T	Weight [g]
51201	20- 42	180	4	100
51219	45- 90	250	6	250
51227	95-165	335	10	710



## No. 771Md

### Adjustable hook wrench with nose and torque wrench socket

for grooved nuts to DIN 1804 and bearing nuts to DIN 981.

Special steel, hardened and **blued**.

Drive: square socket

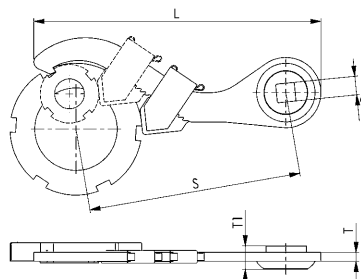


Order no.	Size	Drive SW [inch]	L	S	T	T1	Weight [g]
51516	20 - 42	1/2	135	100	4	16,0	165
51532	45 - 90	1/2	192	150	6	16,0	310
557065	95 - 165	1/2	272	200	10	16,0	680
51557	95 - 165	3/4	298	220	10	20,5	910

#### Note:

The set value for the torque wrench is dependant on insertion dimension „S“.

The operating manual provided with your torque wrench contains the requisite information and calculation formulae.



## No. 776Md

### Hinged hook wrench with pin and torque wrench socket

For nuts with radial holes to DIN 1816.

Special steel, hardened and **blued**.

Drive: square socket

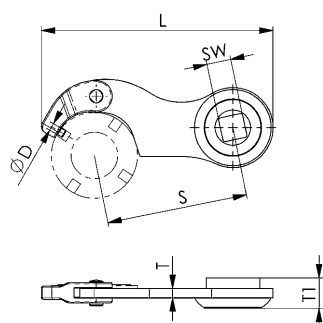


Order no.	Size	Drive SW [inch]	dia. D	L	S	T	T1	Weight [g]
52753	35-60	1/2	4	120	75	5	16,0	185
52761	60-90	1/2	6	168	100	6	16,0	320
565653	95-155	3/4	6	205	125	7	20,4	605

#### Note:

The set value for the torque wrench is dependant on insertion dimension „S“.

The operating manual provided with your torque wrench contains the requisite information and calculation formulae.



#### Recommendations



No. 771Md,  
page 50



No. 250Md,  
page 58



Subject to technical alterations.

## No. 758

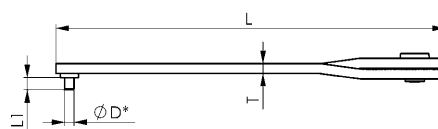
### Adjustable pin wrench

Size 7-40 with riveted pins, from size 11-60 with pins electrically welded. Special steel, **blued**.



Order no.	A	dia. D*	L1	L	T	Weight [g]
40477	7 - 40	1,5	2	115	3	40
40485	7 - 40	2,0	2,5	115	3	40
40493	7 - 40	2,5	3	115	3	40
40618	11 - 60	3	4	160	4	140
40626	11 - 60	4	5	160	4	140
40634	11 - 60	5	6	160	4	140
40758	14 - 100	5	6	215	6	300
40766	14 - 100	6	7	215	6	300
40774	14 - 100	8	8	215	6	300
40899	22 - 125	8	8	260	6	500
40907	22 - 125	10	10	260	6	500
40915	22 - 125	12	12	260	6	500

\* Pin diameter = nominal diameter -0.1mm (tolerance class h12).



#### Recommendations



No. 758S,  
page 52



No. 758CC,  
page 52



No. 776D,  
page 49

## No. 758NI

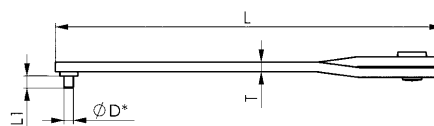
### Adjustable pin wrench stainless steel

with electrically welded pins.



Order no.	A	dia. D*	L1	L	T	Weight [g]
50500	11 - 60	3	4	162	4	115
50526	11 - 60	4	5	162	4	115

\* Pin diameter = nominal diameter -0.1 mm (tolerance class h12)



#### Recommendations



No. 758S,  
page 52

Subject to technical alterations.

## No. 758S

### Adjustable pin wrench set

with replaceable, hardened pin in two-component box, black-orange. Keys: Special steel, **zinc-plated**.



Order no.	A	Pin dia.	Box L x W x H	Weight [g]
50427	8-100	1.5, 2, 2.5, 3, 4	165 x 87 x 36	335

### Application:

Ideal for mechanics, maintenance and service technicians, at the workbench and for do-it-yourselfers.

### Advantage:

The adjustable face spanner set replaces 5 individual key sizes. The exchangeable pins (2 per size) are clearly stored in 2 separate boxes. The robust 2-component box protects the keys and the pins, and everything is always accessible.

### Recommendations



No. 764Md,  
page 54



DIN 3116,  
page 56

## No. 758CC

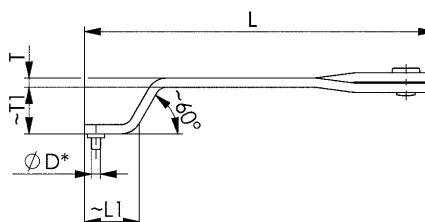
### Adjustable pin wrench, cranked

with electrically welded pins. Special steel, hardened and **blued**.



Order no.	A	dia. D*	L	L1	T	T1	Weight [g]
50914	11-60	3	153	24	4	20	120
50922	11-60	4	153	24	4	20	120
50930	14-90	5	205	31	6	27	310
50948	14-90	6	205	31	6	27	310

\* Pin diameter = nominal diameter -0.1mm (tolerance class h12).



### Recommendations



DIN 3116C,  
page 56

Subject to technical alterations.



## No. 764

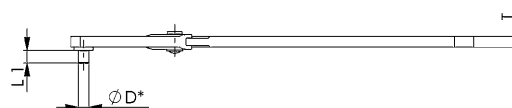
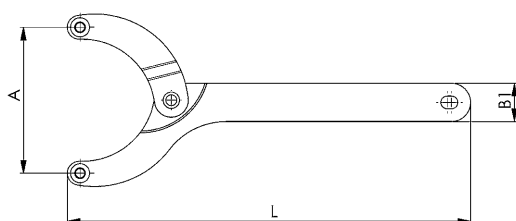
### Hinged pin wrench

With electrically welded pins. With mounting hole. Special steel, tempered in black oxide finish.  
Rounded edges for better handling.



Order no.	A	dia. D*	B1	L	L1	T	Weight [g]
41038	18- 40	3	15	150	4	5	100
41046	18- 40	4	15	150	5	5	100
41053	40- 80	4	21	220	5	6	265
41061	40- 80	5	21	220	6	6	265
41079	40- 80	6	21	220	7	6	265
41087	80-125	6	28	295	7	8	650
41095	80-125	7	28	295	7,5	8	650
41103	80-125	8	28	295	8	8	650
41111	125-200	8	38	405	8	10	1590
41129	125-200	10	38	405	10	10	1590

\* Pin diameter = nominal diameter -0.1 mm (tolerance class h12)



#### Recommendations



No. 758S,  
page 52

## No. 764CC

### Hinged pin wrench, offset

Replaceable, hardened pins (version AZ).  
Special steel, hardened and blue

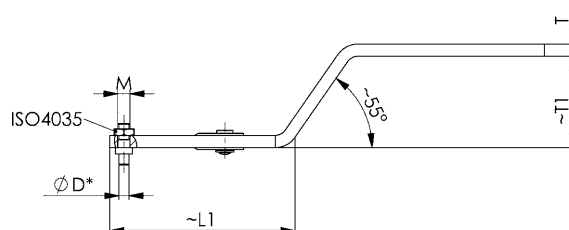
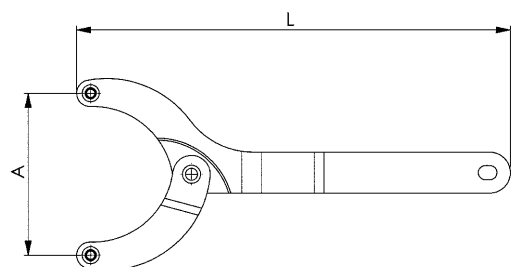


Order no.	A	dia. D*	Suitable for 764AZ4 ØD*	M	L	L1	T	T1	Weight [g]
51011	18 - 40	-	3 + 4	M4	158	57	5	33	110
51029	40 - 80	-	4 + 5 + 6 + 7 + 8	M6	215	92	6	45	280
51037	80 - 125	-	4 + 5 + 6 + 7 + 8	M6	290	130	8	63	680
51052	18 - 40	3	-	M4	158	57	5	33	114
51060	18 - 40	4	-	M4	158	57	5	33	114
51078	40 - 80	4	-	M6	215	92	6	45	290
51086	40 - 80	5	-	M6	215	92	6	45	290
51094	40 - 80	6	-	M6	215	92	6	45	295
51102	80 - 125	6	-	M6	290	130	8	63	695
51110	80 - 125	8	-	M6	290	130	8	63	700

\* Pin diameter = nominal diameter -0.1 mm (tolerance class h12)

#### Note:

Ideal accessory for sizes 40 - 80 and 80 - 125: assortment box with loose pins (no. 764ZB-M6)



#### Recommendations



No. 758CC,  
page 52



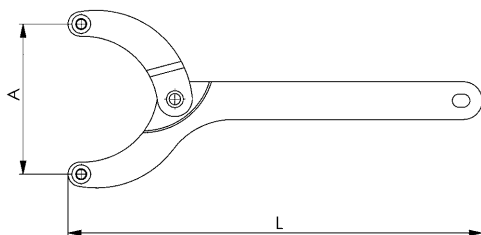
No. 764ZB-M6,  
page 55

Subject to technical alterations.

## No. 764AZ

### Hinged pin wrench

with replaceable, hardened pins (version AZ), fully assembled.  
With hole for hanging up. Special steel, hardened and **blued**.

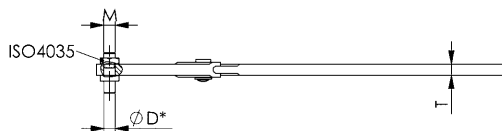


Order no.	A	dia. D*	M	L	T	Weight [g]
40998	18 - 40	3	M4	150	5	100
41004	18 - 40	4	M4	150	5	100
41012	40 - 80	4	M6	220	6	265
41020	40 - 80	5	M6	220	6	265
41137	40 - 80	6	M6	220	6	265
41145	80 - 125	6	M6	295	8	650
41152	80 - 125	7	M6	295	8	650
41160	80 - 125	8	M6	295	8	650
41277	125-200	8	M8	405	10	1590
41285	125-200	10	M8	405	10	1590

\* Pin diameter = nominal diameter -0,1 mm (tolerance class h12)

### Note:

Ideal accessory for sizes 40 - 80 and 80 - 125: assortment box with loose pins (no. 764ZB-M6)



### Recommendations



No. 764Md,  
page 54

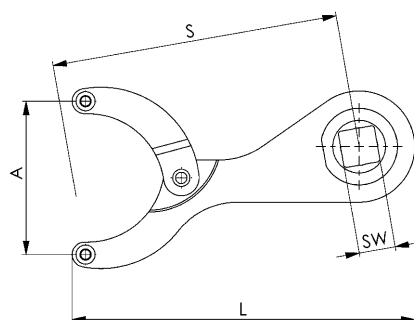


No. 764ZB-M6,  
page 55

## No. 764Md

### Hinged pin wrench with torque wrench socket

Replaceable, hardened pins (version AZ).  
Special steel, hardened and **blued**.  
Drive: square socket



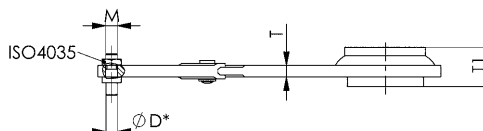
Order no.	A	Drive SW [inch]	dia. D*	Suitable for 764AZ4 ØD*	M	L	S	T	T1	Weight [g]
50096	18-40	1/2	-	3 + 4	M4	120	100	5	16,0	150
50104	40-80	3/4	-	4 + 5 + 6 + 7 + 8	M6	180	150	6	20,5	440
50112	80-125	3/4	-	4 + 5 + 6 + 7 + 8	M6	230	200	8	20,5	750
50146	18-40	1/2	4	-	M4	120	100	5	16,0	155
50161	40-80	3/4	5	-	M6	180	150	6	20,5	450
50179	40-80	3/4	6	-	M6	180	150	6	20,5	455
50187	80-125	3/4	6	-	M6	230	200	8	20,5	765
50195	80-125	3/4	8	-	M6	230	200	8	20,5	770

\* Pin diameter = nominal diameter -0,1 mm (tolerance class h12)

### Note:

The set value for the torque wrench is dependant on insertion dimension „S“.  
The operating manual provided with your torque wrench contains the requisite information and calculation formulae.

Ideal accessory for sizes 40 - 80 and 80 - 125: assortment box with loose pins (no. 764ZB-M6)



## No. 764ZB-M6

### Assortment box with loose pins

For flexible socket wrench no. 764AZ and 764Md  
2 pins each per size, incl. nuts in a clearly arranged  
assortment box.

Loose pin no. 764AZ4: special steel, hardened and  
blued.

Assortment box: transparent, reclosable



Order no.	Pin dia.	Nut (DIN439)	Usage 764AZ/764Md/764CC	Box L x W x H	Weight [g]
50666	4-5-6-7-8	10 x M6	40-80 / 80-125	90 x 65 x 20	95

\* Pin diameter = nominal diameter -0.1 mm; tolerance class h12.

### Application:

Ideal for maintenance and service technicians, at the workbench and for do-it-yourselfers.

### Recommendations



No. 764CC,  
page 53



No. 764AZ,  
page 54

## No. 764AZ4

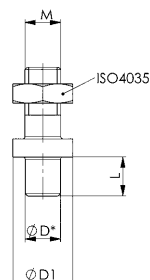
### Loose pin with nut

for nos. 764AZ, 764CC and 764Md pin wrenches with  
replaceable pins. Special steel, hardened and **blued**.



Order no.	dia. D*	dia. D1	L	M	Usage 764AZ/764Md/764CC	Weight [g]
47795	3	5,5	4,0	M 4	18-40	2
47803	4	7,0	5,0	M 4	18-40	2
50328	4	8,5	4,5	M 6	40-80 / 80-125	3
47787	5	8,5	5,5	M 6	40-80 / 80-125	5
47845	6	10,0	6,5	M 6	40-80 / 80-125	7
47852	7	11,0	7,0	M 6	40-80 / 80-125	8
47860	8	12,0	7,5	M 6	40-80 / 80-125	9
47878	8	12,0	7,5	M 8	125-200	14
47886	10	15,0	9,5	M 8	125-200	19

\* Pin diameter = nominal diameter -0.1 mm (tolerance class h12)



## DIN 3116

### Wrench for 2 hole nuts

Special steel, **zinc-plated**.  
With electrically welded pins.



Order no.	Form	A	dia. D	L	L1	T	T1	Weight [g]
50997	A	30	4	164	5	4	-	85
44685	A	35	5	180	6	5	-	120
44669	C	35	5 *	200	6	5	50	200

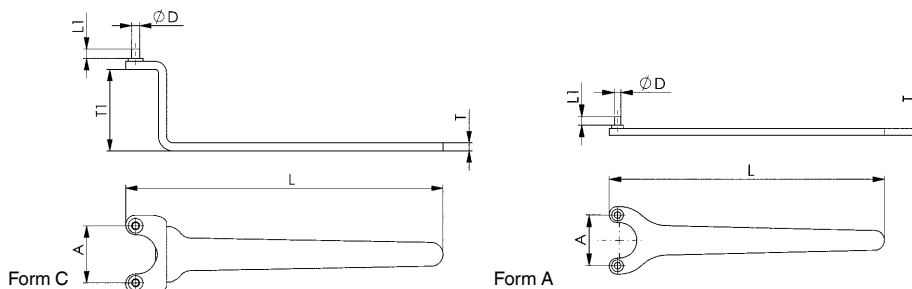
\* Size not included in DIN, dimensions similar to DIN

### Application:

Size 35 for flange nut DIN 44716-D of angle grinder DIN 44706 for clamping grinding and cutting-off wheels.

### Note:

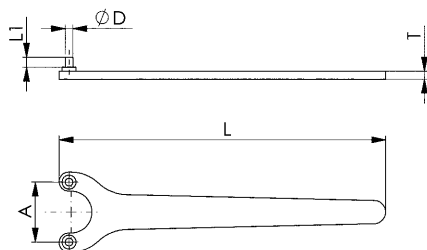
\* Pin diameter = nominal diameter -0.1 mm (tolerance class h12)



## DIN 3116A

### Wrench for 2 hole nuts

Special steel, **blued**.  
With electrically welded pins.



Order no.	Form	A	dia. D	L	L1	T	Weight [g]
44453	A	13	2,5	90	3	3	27
44461	A	15	3	90	3,5 *	3	27
44479	A	20 *	3	122	4	4	50
44628	A	20	4	122	5	4	50
44636	A	25	3	137	4	4	65
44487	A	25 *	4	137	5	4	65
44495	A	30	4	164	5	4	85
44503	A	35 *	4	180	5	5	120
44644	A	35	5	180	6	5	120
44511	A	40	4	167	5	5	120
44529	A	45	4	187	5	5	145
44537	A	50	5	198	6	5	175
44545	A	60	5	213	6	6	220
44552	A	75	6	243	7	6	330
44560	A	90	7	270	7,5	6	410

\* Size not included in DIN, dimensions similar to DIN

### Application:

Sizes 13 and 15 for M8 and M10 two-hole nuts according to DIN 547.  
Size 35 x 5 (order no. 44644) for flange nuts of angle grinders.

### Note:

ØD Pin diameter = nominal dimension -0.1 mm; tolerance class h12  
size 13 and 15 with riveted pins, without recess between the pins.

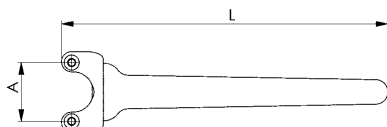
### On request:

Zinc-plated on request.

## DIN 3116C

### Wrench for 2 hole nuts

Special steel, **blued**.  
With electrically welded pins.




Order no.	Form	A	dia. D	L	L1	T	T1	Weight [g]
44651	C	18	3	140	4	4	15	95

### Application:

This wrench is used for adjusting timing belt tensioners (AUDI, VW).

### Note:

\* Pin diameter = nominal diameter -0.1 mm (tolerance class h12)



Subject to technical alterations.

## No. 250

### Collet chuck key

For clamp nuts (ER) in accordance with DIN ISO 15488 (previously DIN 6499).

Special steel, hardened and **zinc-plated**. With mounting hole.

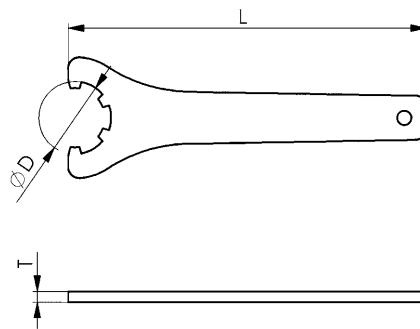
Order no.	Size (DIN ISO 15488)	DIN ISO 15488 Nut thread	D	L	T	Weight [g]
52233	16	M22 x 1,5	32	163	4	125
52241	20	M25 x 1,5	35	183	5	190
52258	25	M32 x 1,5	42	203	6	255
52266	32	M40 x 1,5	50	253	6	359
52274	40	M50 x 1,5	63	285	6	480
52290	50	(M64 x 2,0)	78	350	7	810

#### Note:

These keys are available as article 250Md with a 1/2" square socket for use with a torque wrench.

#### On request:

Bulk prices possible.



#### Recommendations



No. 250K,  
page 60





## No. 250Md

### Key for collet chuck with torque wrench socket

For clamp nuts (ER) in accordance with DIN ISO 15488 (previously DIN6499).

Drive 1/2" square socket with ball-engagement groove.

Special steel, hardened and **zinc-plated**.



Order no.	Size (DIN ISO 15488)	DIN ISO 15488 Nut thread	D	L	S	SW [inch]	T	T1	Weight [g]
<b>52316</b>	16	M22 x 1,5	32	69	45	1/2	5	16	140
<b>52308</b>	25	M32 x 1,5	42	85	60	1/2	6	16	200
<b>52324</b>	32	M40 x 1,5	50	85	60	1/2	6	16	215
<b>52340</b>	40	M50 x 1,5	63	85	60	1/2	6	16	220

### Advantage:

Controlled tightening prevents damage to spindle changing tools on a machine.

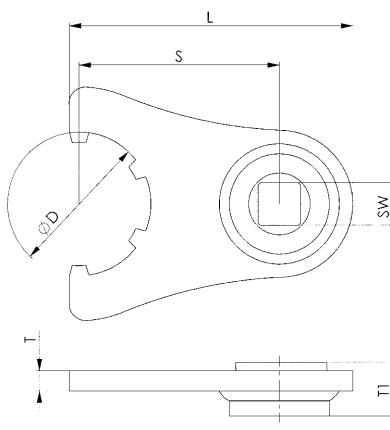
### Note:

The set value for the torque wrench is dependant on insertion dimension „S“.

The operating manual provided with your torque wrench contains the requisite information and calculation formulae.

### On request:

Other sizes available.



### Recommendations



No. 771Md,  
page 50

## No. 902Md-25

### Open-ended spanner with torque wrench socket

for clamping nuts. Drive 1/2" square socket with ball-engagement groove. Special steel, hardened and zinc-plated.



Order no.	SW	L	S	SW1 [inch]	T	T1	Weight [g]
<b>52506</b>	25	78	45	1/2	6	16	170

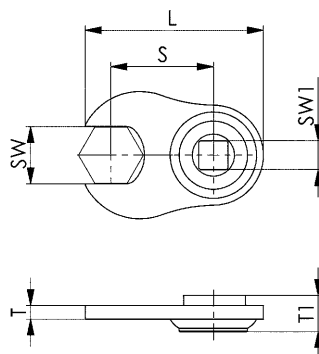
### Advantage:

Controlled tightening prevents damage to spindle changing tools on a machine.

### Note:

The set value for the torque wrench is dependant on insertion dimension „S“.

The operating manual provided with your torque wrench contains the requisite information and calculation formulae.

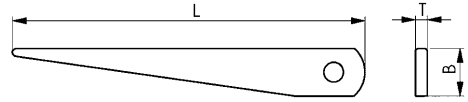


## DIN 317

### Drill drift

to DIN 228. Special steel, hardened and **blued**.

Order no.	Size	for tapers Morse	for tapers Metric	B x T	L	Weight [g]
40147	0	0	4 + 6	12x 3	90	14
40154	1	1 + 2	-	20x 5	140	70
40162	3	3	-	25x 7	190	150
40170	4	4	-	30x10	225	310
40188	5	5 + 6	-	35x15	265	650



#### Recommendations



No. 250,  
page 57



DIN 6368,  
page 61

## No. 318

### Drill drift, semi-automatic for morse tapers

Special steel, hardened and **blued**.

Grip: powder-coated, red. With finger protection!!

Order no.	Size	for tapers Morse	Length [mm]	Weight [g]
40220	1 - 3	1 - 3	330	370
40238	4 - 6	4 - 6	380	530

#### Advantage:

- One-hand operation
- Pressure on the lever moves a gear rack between two opposing wedges (the other hand holds the tool to prevent it falling).
- Releasing tools using the **semi-automatic drift** helps prevent spindle damage.



#### Recommendations



DIN 904,  
page 65



No. 960,  
page 60



## No. 960

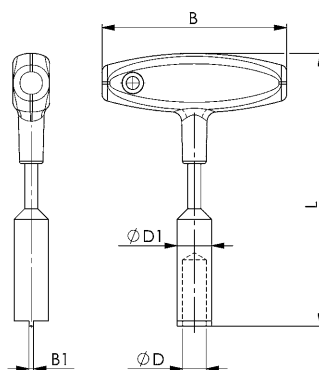
### Socket wrench for coolant tubes HSK-A

(Tapered hollow shaft in accordance with DIN 69893)

Blade: special steel, hardened and **chrome-plated**.

Handle: homogeneous, impact-resistant plastic (cadmium-free), red.

Order no.	Size = HSK-A	B	B1	D	D1	L	Weight [g]
47894	32	80	1,4	6,1	8,5	115	50
47902	40	80	1,9	8,1	10,5	115	60
47910	50	80	1,9	10,1	14,5	115	75
47928	63	100	2,4	12,2	16,5	133	125
47936	80	100	2,4	14,2	18,5	133	135
47944	100	100	2,9	16,2	22,0	133	165



#### Recommendations



DIN 6368,  
page 61



DIN 894,  
page 66

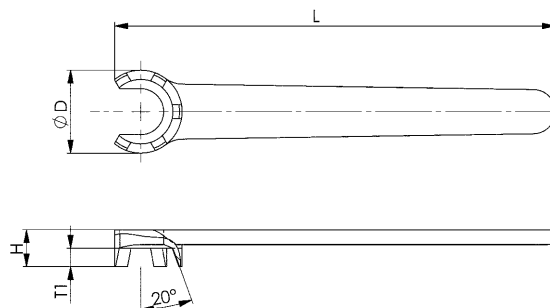
## No. 250K

### Collet chuck key (Mini)

for clamping nuts (ER).

Hardened tempered steel, in **black oxide finish**.

Order no.	Size	for nuts-Ø	for nuts	D	H	L	T1	Weight [g]
52407	ER 8-M	12	M10 x 0,75	13	7,0	75	3,0	14
52415	ER 11-M	16	M13 x 0,75	17	9,5	95	4,5	30
52423	ER 16-M	22	M19 x 1,0	23	10,0	115	5,0	50
52431	ER 20-M	28	M24 x 1,0	29	10,5	130	5,5	61
52449	ER 25-M	35	M30 x 1,0	35	11,0	143	6,0	78



#### Recommendations



No. 250,  
page 57

Subject to technical alterations.

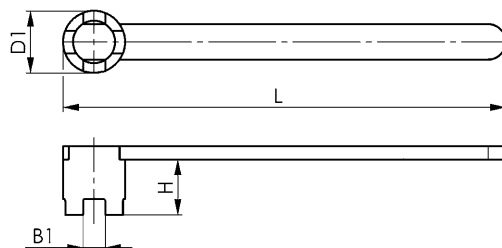
## DIN 6368

### Wrench for milling arbor screws

for tightening milling arbor screws to DIN 6367.  
Special steel, hardened and **blued**.

Order no.	Size	for DIN 6367	B1	D1	H	L	Weight [g]
44727	13	M 6	6,1	18	16	160	75
44735	16	M 8	8,1	22	20	180	110
44743	22	M10	10,1	28	25	200	200
44750	27	M12	12,1	35	32	225	400
44768	32	M16	16,1	42	36	250	570
44776	40	M20	20,2	52	40	280	800
44784	50	M24	24,2	63	45	315	1100
44792	60	M30	28,2	76	50	355	1750

The size given here is the diameter of the mandrel on the milling arbor.



#### Recommendations



DIN 894,  
page 66



No. 318,  
page 59

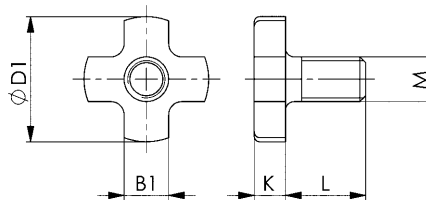
## DIN 6367

### Milling arbor screws for the mandrel on the milling arbor

for use with the wrench for milling arbor screws to DIN 6368.  
Tempered to strength class 10.9

Order no.	Size	M	B1	D1	K	L	Weight [g]
557104	16	M8	8	20	6	16	17
557105	22	M10	10	28	7	18	35
557107	27	M12	12	35	8	22	60
557111	32	M16	16	42	9	26	110
557112	40	M20	20	52	10	30	190

The size given here is the diameter of the mandrel on the milling arbor.



## DIN 22417A

### Triangular socket spanner

Steel. Body and tommy bar **zinc-plated**.

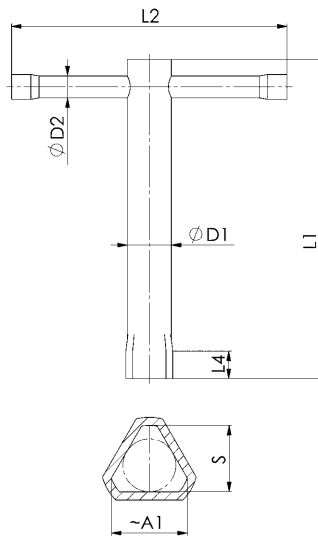


Order no.	Size	L1 x D1	L2 x D2	L4	A1	S	Weight [g]
44354	M 4	90x 9	50x 4	4	7,7	6,80	20
44362	M 5	100x12	65x 6	5	9,4	8,30	30
44370	M 6	115x14	80x 6	6	11,4	10,05	60
44388	M 8	125x16	100x 8	8	13,7	12,05	80
44396	M10	140x20	125x 8	10	17,1	15,05	160
44404	M12	160x20	160x10	12	18,9	16,55	240
44412	M16	180x25	200x12	16	23,5	20,55	400

The size refers to the screw diameter.

### Application:

These keys are intended for triangular screws and triangular nuts (previously: DIN 22424 and 22425). The size M12 is suitable for locking and unlocking Euro locking posts made of steel or aluminium.



### Recommendations




DIN 7417, page 64

## DIN 905

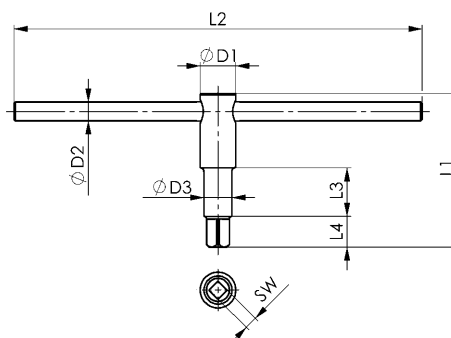
### Screwdriver for square drive bolts

Special steel, body and tommy bar hardened and **blued**. Tommy bar pressed in.



Order no.	SW	D1	D2	D3	L1	L2	L3	L4	Weight [g]
41988	(4)	12,0	6,0	6	60	160	20	9	70
41996	5	12,0	6,0	8	60	160	20	11	70
42002	6	12,0	6,0	10	80	160	22	12	80
42010	(7)	14,6	6,0	12	80	160	26	15	115
42028	8	16,0	9,0	14	80	180	26	15	180
42036	9	16,0	9,0	14	80	180	26	17	180
42044	10	20,0	11,0	18	100	200	30	18	320
42051	11	20,0	11,0	18	100	200	30	20	320
42069	12	24,0	12,0	20	100	250	38	21	450
42077	13	24,0	12,0	20	100	250	38	22	450
42085	14	28,0	14,6	22	120	320	38	24	780
42093	17	34,0	16,0	25	160	400	50	28	1500
42101	19	36,0	16,0	28	200	400	50	30	1850
42119	22	42,0	20,0	32	200	630	65	34	3100

( ) DIN extended



### Recommendations



No. 960, page 60

Subject to technical alterations.





- + Fully automatic cleaning of the fixture and the complete inside space of the machine
- + Removes from employees the burden of disliked and unproductive tasks



- + Economical marking of workpieces directly in the machine tool
- + Reduces throughput times of parts in production



## DIN 7417

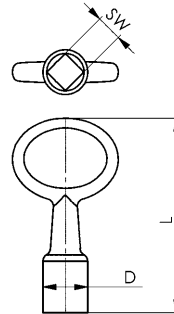
### Square socket key

Die-cast zinc.



Order no.	SW	D	L	Weight [g]
56002	6	11	55	18
56010	7	13	52	20
56028	8	14	58	24
56044	10	18*	68	40

\* similar to DIN.



#### Recommendations



## No. 914Q

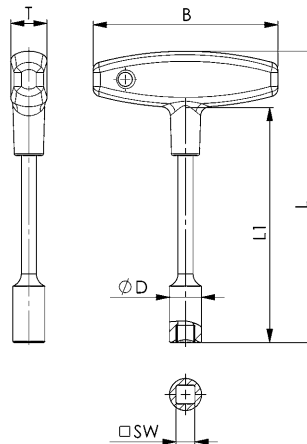
### Square socket spanner with T-grip

Blade: CHROME-VANADIUM, hardened and **chrome-plated**.

Handle: homogeneous, impact-resistant plastic (cadmium-free), red.



Order no.	SW	L1	B	D	L	Weight [g]
44115	8	125	100	16	155	140
44123	10	125	100	17	155	150



#### Recommendations



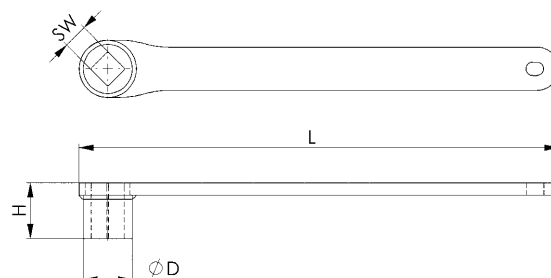
## No. 248

### Square ring spanner

Special steel, hardened and **blued**. Continuous square socket.



Order no.	SW	D	H	L	Weight [g]
40022	8	17	20,0	160	85
40030	10	21	22,5	195	165
40048	12	24	26,5	235	275
40105	13	26	27,5	250	300
40055	14	27	30,5	270	420
40063	17	30	37,0	315	530
40071	19	35	41,0	345	715
40089	22	39	46,0	385	900
40097	24	43	49,0	415	975



#### Recommendations



DIN 894,  
page 66



DIN 6368,  
page 61

Subject to technical alterations.

## DIN 904

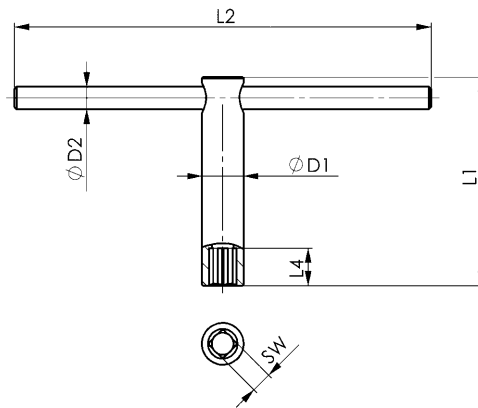
### Square socket spanner

Special steel, body and tommy bar hardened and **blued**. Tommy bar pressed in.



Order no.	SW	D1	D2	L1	L2	L4	Weight [g]
41665	4	12,0	6,0	60	160	11	85
41673	5	12,0	6,0	60	160	11	85
41681	6	12,0	6,0	80	160	12	100
41699	7	14,6	6,0	80	160	15	130
41707	8	16,0	9,0	80	180	15	180
41715	9	18,0	9,0	100	180	18	245
41723	10	20,0	11,0	100	200	18	340
41731	12	24,0	12,0	100	250	21	520
41749	13	24,0	12,0	100	250	22	520
41756	14	28,0	14,6	120	320	24	875
41764	17	34,0	16,0	160	400	28	1625
41772	19	36,0	16,0	200	400	30	2035
41780	22	42,0	18,0	200	500	34	2900
41798	24*	45,0	20,0	250	630	36	4270

\* Contrary to DIN, shaft is not bored.



#### Recommendations



No. 248, page 64

## DIN 904L

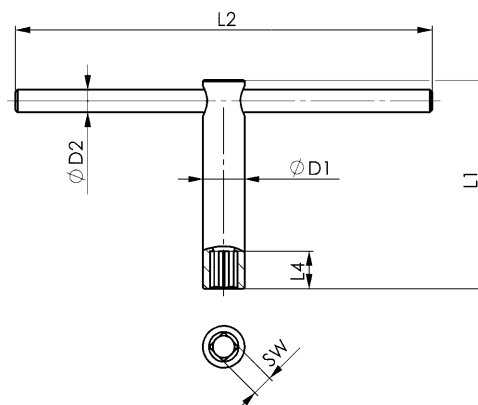
### Square socket spanner

long version. Special steel, body and tommy bar hardened and **blued**. Tommy bar pressed in.



Order no.	SW	D1	D2	L1	L2	L4	Weight [g]
41848	5	12	6,0	120	160	11	100
41855	6	12	6,0	160	160	12	110
41863	8	16	9,0	160	180	15	210
41871	9	18	9,0	200	200	18	390
41889	10	20	11,0	200	200	18	390
41897	12	24	12,0	200	250	21	600
41905	13	24	12,0	200	250	22	600
41913	14	28	14,6	200	320	24	795
41921	17*	34	16,0	250	400	28	1500
41939	19*	36	16,0	320	400	30	1700

\* Contrary to DIN, shaft is not bored.



#### Recommendations



No. 714T-6D, page 66



## DIN 894

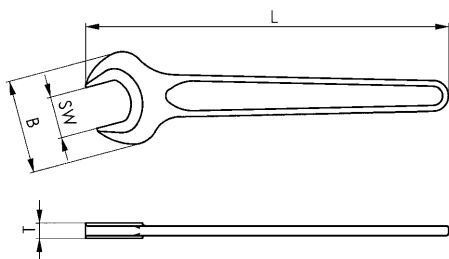
### Open-ended spanner, single-ended

Special steel forging, jaws machined, angle of jaws 15°, hardened and phosphated.



Order no.	SW	Thread metric	B	L	T	Packaging unit	Weight [g]
53579	8	5	19	100	4	10	15
53595	10	6	22	105	5	10	22
53611	12	-	26	125	5	10	31
53629	13	8	29	130	5	10	37
53645	17	10*	36	160	6	10	81
53520	18	12	39	160	7	10	89
53652	19	12*	40	175	7	10	98
53660	22	14*	46	195	8	10	139
53678	24	16	50	215	9	10	165
53686	27	18	56	235	10	10	210
53694	30	20	62	260	11	10	290
53702	32	22*	67	275	12	10	333
53710	36	24	74	300	13	10	500

\* Size not according to DIN ISO 272.



## No. 714

### Open-ended spanners, double-ended, thin version

CHROME-VANADIUM, hardened and nickel-plated. Jaws machined to ISO 691-1.

Order no.	SW	L	T	Weight [g]
51326	3x 3,5	120	1,5	8
51342	4x 4,5	120	1,5	8
51367	5x 5,5	120	1,5	8
51383	6x 6,5	120	1,5	8
51391	7x 8,0	125	2,0	18
51409	9x10,0	125	2,0	21



## No. 714T-6D

### Open-ended spanners, double-ended, thin version

in plastic tool roll, 6-piece set.

Order no.	Contents	Weight [g]
51524	3x3.5, 4x4.5, 5x5.5, 6x6.5, 7x8, 9x10	90



The table shows the across-flat (A/F) sizes of metric Withworth and BSP threads:

SW	3	3,2	3,5	4	4,5	5	5,5	6	6,5	7	8	9	10
Metric thread size [mm] (ISO 272)	1,2 1,4	1,6	1,8	2,0	2,3	2,5	3,0	3,5	-	4,0	5,0	-	6,0
Woodscrews [mm] (DIN 571)	-	-	-	-	-	-	-	-	-	4,0	5,0	-	6,0
Sheetscrews [mm] (ISO 1479, DIN 6928)	-	2,2	-	2,9	-	-	3,5 3,9	-	3,5 3,9	4,2	4,8 5,5	-	6,3

Subject to technical alterations.

## DIN 14822

### Coupling wrench for fire hydrant couplings

Case-hardened steel, **zinc-plated**. All sharp edges broken. Grip with cold protection. Stamped DIN 14822-ABC (or BC).

Order no.	Form	Lug spacing	for Storz	L	A	B	Weight [g]
<b>45344</b>	ABC	66-133	52-75-110	400	25	8	685
<b>45336</b>	BC	66-89	52-65-75	280	20	6	290

#### On request:

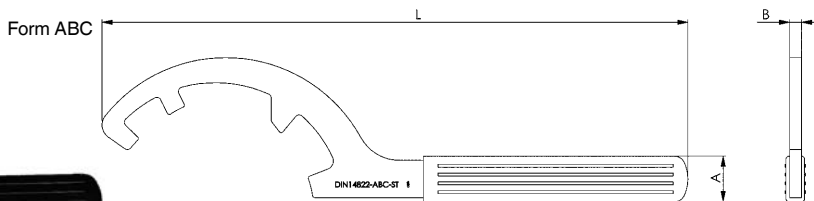
Special versions to old standard.



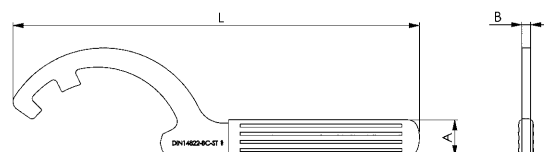
#### Recommendations



DIN 1810AD,  
page 44



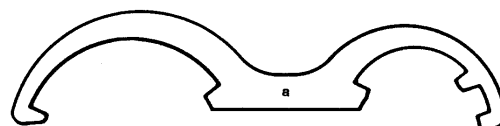

#### Form BC



## No. 14822

### Special-Coupling wrench for fire hydrant couplings

On request, we can supply special versions.




Form ABC



Form BC



Form C



Subject to technical alterations.



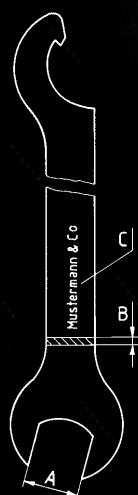
## THE MANUFACTURE OF SPECIAL HANDTOOLS TO CUSTOMERS' INDIVIDUAL REQUIREMENTS IS AN AMF SPECIALITY.

Special screwdrivers and spanners (tools for screws) can be conceived and designed and made economically from existing tools based on the extensive AMF product offering. They are then modified according to your wishes. A drawing or sketch plus the desired quantity are enough to start.

Project fabrications to your requirements in different forms and versions.  
Top quality for a long working life.  
From the specialist for the specialist!

Please formulate your enquiry as precisely as possible.  
A response will be sent to you as quickly as possible.  
The information we need from you is shown in the following list:

- 1) DIN designation or drawing no.
- 2) Quantity.
- 3) Across-flats size and angle of jaws (A).
- 4) Material:  
special steel, CrV steel or stainless steel.
- 5) Execution of edges:  
punch-rounded, broken by buffing, edge ground etc.
- 6) Thickness of spanner (B).
- 7) Strength requirements:  
hardened or unhardened.
- 8) Surface finish:  
blued, nickel-plated or zinc-plated.
- 9) Marking (C):  
company name, size, description.
- 10) For hook wrenches:  
hook form, pin diameter.
- 11) For pin spanners:  
pin spacing and diameter.
- 12) Delivery date.







Subject to technical alterations.

**No. 902**
**Open-ended spanner, single-ended**

stamped from steel sheet. Material, thickness, strength properties and other details to your specification.







			 *	Minimum order quantity
3/3,2/3,5/4 4,5/5 5,5/6 7/8 9/10 11/12 13/14 15/16/17	65 75 75 92 100 115 135 145	11 15 15 18 21 24 30 35	1 - 2 1 - 2 1 - 3 2 - 4 2 - 4 2,5 - 5 3 - 6 3 - 6	100
18/19/20 21/22/23 24/25/26 27/28 30/32/34	175 195 215 235 260	42 48 54 58 66	3 - 6 4 - 8 4 - 8 4 - 8 4 - 10	50
36/41	310	84	5 - 10	25
46/50 55	385 375	102 120	5 - 10 5 - 10	10 10
60 65 70	385 385 390	120 120 140	5 - 10	10
75 80 85	410 420 445	150 158 172	5 - 10	5
90 95 100	450 465 470	180 190 200	5 - 10	5
105 110 115	500 500 510	200 210 225	6 - 12	2
120 130 135	530 560 585	235 252 265	6 - 12	2
145 150 155	595 620 620	280 280 300	7 - 15	2
165 175 180	680 690 690	330 340 355	7 - 15	2
185 190 200	700 730 740	360 360 380	7 - 15	2

\* Optimum thickness range

**No. 685**
**Open-ended spanner, single-ended**

short form



			 *	Minimum order quantity
8/9 10/11/12 13/14/15 16/17	85 93 98 100	22 26 30 37	2 - 4 2 - 4 2,5 - 5 2,5 - 5	100
18/19 20/21/22/23/24 25/26/27/28	100 120 130/180	40 47 55	2,5 - 5 3 - 6 3 - 6	50
30/32 36	140 160	66 74	4 - 8 4 - 8	25
41 46 50 55 60	170 185 185 195 208	84 96 96 106 120	5 - 10 5 - 10 5 - 10 5 - 10 5 - 10	10
65 70 75 80 85 90 95 100 105	218 245 255 275 275 280 305 310 310	125 135 142 150 170 180 185 200 205	6 - 12	5
110 115 120	330 355 360	216 235 235	7 - 15	
130 135 145 150	370 385 420 500	250 250 280 315	10 - 20	

\* Optimum thickness range

Subject to technical alterations.

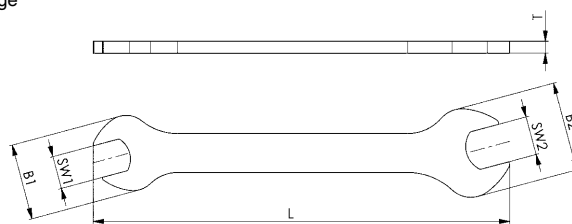
## No. 658

### Open-ended spanner, double-ended

Across-flat pairings to your specification

SW1 x SW2	L	B1	B2	T *	Minimum order quantity
3,2 x 4,0 4,0 x 5,0 5,0 x 5,5	60 75 85	8,0 9,5 11,0	10 11 14	1,5 - 2 1,5 - 2 2 - 4	50
5,5 x 7,0 8,0 x 9,0 8,0 x 10,0	100 110 125	14,0 18,0 20,0	18 20 23	2 - 4 2 - 4 2,5 - 5	50
11 x 13 13 x 16 16 x 18	140 160 175	25,5 29,0 34,0	30 34 38	3 - 6	50 50 25
18 x 21 21 x 24 24 x 27	220 225 250	38,0 45,0 50,0	45 50 58	4 - 8 4 - 8 5 - 10	25
27 x 30 30 x 34 36 x 41	285 305 330	58,0 65,0 74,0	65 70 84	5 - 10 5 - 10 6 - 12	25

\* Optimum thickness range



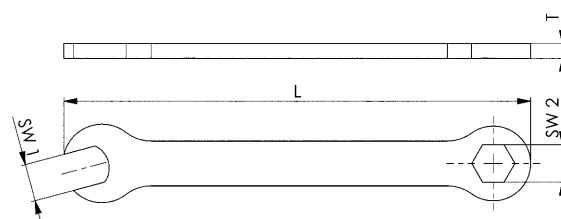
## No. 3113

### Combination wrench

Across-flat pairings to your specification

SW1 x SW2	L	T *	Minimum order quantity
3,2 x 4,0 4,0 x 5,0 5,0 x 5,5	90	1,5 - 2 1,5 - 2 2 - 4	50
5,5 x 7,0 7,0 x 8,0 8,0 x 10,0	100 110 125	2 - 4 2 - 4 2 - 5	50 50 25
10 x 11 10 x 13 11 x 13	125	2 - 5	25
13 x 16 16 x 18	150	5 - 7	25

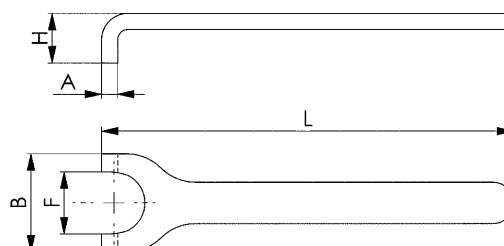
\* Optimum thickness range



## DIN 3115

### Spanner for nuts with slotted face, form B

Nuts size	A	B	F	H	L	Minimum order quantity
M 5 M 6 M 8	1,8 2,3 2,8	9,8 10,8 13,8	5,5 6,5 9,0	6,0 7,5 9,0	50 65 80	100
M 10 M 12 M 14	3,3 3,8 3,8	17,8 21,8 23,8	11 13 15	11 12 12	90 100 100	100
M 16 M 18 M 20	3,8 3,8 4,8	26,8 29,8 31,8	17 19 21	14 14 15	125 140 160	100 100 50



Subject to technical alterations.

## ... BY ITEM NO.

Article no.	Page	Article no.	Page	Article no.	Page	Article no.	Page	Article no.	Page
DIN 14822	67	No. 14822	67	No. 771Md	50	No. 907SH	36	No. 911LG-HM9F	23
DIN 1810A	44	No. 248	64	No. 775C	48	No. 908	35	No. 911LG-HM9NI	27
DIN 1810AD	44	No. 250	57	No. 775D	48	No. 908L-HT13C	40	No. 911LG-HZ13D	33
DIN 1810B	45	No. 250K	60	No. 775NI	48	No. 908-TT9	36	No. 911LG-H100	24
DIN 1810BD	45	No. 250Md	58	No. 775SC	46	No. 909EG7	28	No. 911LG-H100F	24
DIN 22417A	62	No. 2936DZ	31	No. 775SNI	46	No. 910	9	No. 911LG-WM9	27
DIN 3116	56	No. 2936LDZ	31	No. 776C	49	No. 911BM10D	17	No. 911L-HM9C	19
DIN 3116A	56	No. 318	59	No. 776D	49	No. 911BM7D	17	No. 911L-HM9D	20
DIN 3116C	56	No. 6911 BM7	21	No. 776Md	50	No. 911BZ7	34	No. 911L-HZ 9D	32
DIN 317	59	No. 714	66	No. 776SC	47	No. 911G-BM10	30	No. 911L-TB9D	25
DIN 6367	61	No. 714T-6D	66	No. 902Md-25	58	No. 911G-C	30	No. 911L-WM9	16
DIN 6368	61	No. 758	51	No. 906	11	No. 911-HM9C	19	No. 911TM	18
DIN 6911D	21	No. 758CC	52	No. 906F	9	No. 911-HM9D	20	No. 911TZ	34
DIN 7417	64	No. 758NI	51	No. 906M	9	No. 911HZ 9D	32	No. 911-WM9	16
DIN 894	66	No. 758S	52	No. 906Q	11	No. 911L-BM8D	18	No. 914Q	64
DIN 904	65	No. 764	53	No. 906Q-WM7	13	No. 911LG-BM8C	28	No. 918-HT8C	40
DIN 904L	65	No. 764AZ	54	No. 906Q-WM7L	13	No. 911LG-BM8D	28	No. 918-HT8F	39
DIN 905	62	No. 764AZ4	55	No. 906-WM7	12	No. 911LG-C	22	No. 929MB-25	41
ISO 2936C	14	No. 764CC	53	No. 906-WM9	12	No. 911LG-D	22	No. 929SB-33	41
ISO 2936D	15	No. 764Md	54	No. 907Q	38	No. 911LG-HK9D	25	No. 960	60
ISO 2936LC	14	No. 764ZB-M6	55	No. 907Q-WT7	38	No. 911LG-HM9C	26	No. 966QGE	29
ISO 2936LD	15	No. 771	50	No. 907S	37	No. 911LG-HM9D	26		

## ... BY ORDER NO.

Order no.	Page	Order no.	Page	Order no.	Page	Order no.	Page	Order no.	Page
40022	64	41160	54	42218	11	42770	15	43802	14
40030	64	41277	54	42234	11	42788	15, 31	43810	14
40048	64	41285	54	42242	11	42796	15, 31	43836	36
40055	64	41665	65	42259	11	42895	15, 31	43851	18
40063	64	41673	65	42283	12	42903	15	43869	18
40071	64	41681	65	42291	12	42911	15	43877	18
40089	64	41699	65	42341	27	42937	15, 31	43893	34
40097	64	41707	65	42358	14	42945	15	43901	34
40105	64	41715	65	42366	14	42952	15	43919	34
40147	59	41723	65	42374	14	42960	15, 31	44008	9
40154	59	41731	65	42382	14	42978	15	44065	16
40162	59	41749	65	42390	14	42986	15	44099	16
40170	59	41756	65	42408	14	42994	15	44115	64
40188	59	41764	65	42416	14	43000	15	44123	64
40220	59	41772	65	42424	14	43018	15, 31	44156	32
40238	59	41780	65	42432	14	43067	14	44164	32
40477	51	41798	65	42457	14	43273	31	44180	33
40485	51	41848	65	42473	14	43299	15, 31	44354	62
40493	51	41855	65	42481	14	43307	31	44362	62
40618	51	41863	65	42499	14	43323	31	44370	62
40626	51	41871	65	42507	14	43331	31	44388	62
40634	51	41889	65	42515	14	43356	31	44396	62
40758	51	41897	65	42523	14	43364	31	44404	62
40766	51	41905	65	42531	14	43372	31	44412	62
40774	51	41913	65	42549	14	43406	31	44453	56
40899	51	41921	65	42556	14	43422	31	44461	56
40907	51	41939	65	42564	14	43448	31	44479	56
40915	51	41988	62	42572	14	43471	31	44487	56
40998	54	41996	62	42580	14	43539	31	44495	56
41004	54	42002	62	42606	13	43547	31	44503	56
41012	54	42010	62	42614	15	43562	31	44511	56
41020	54	42028	62	42630	15	43588	31	44529	56
41038	53	42036	62	42648	15, 31	43596	15, 31	44537	56
41046	53	42044	62	42655	15	43604	31	44545	56
41053	53	42051	62	42663	15	43612	31	44552	56
41061	53	42069	62	42671	15, 31	43638	31	44560	56
41079	53	42077	62	42689	15	43703	14	44628	56
41087	53	42085	62	42697	15	43711	14	44636	56
41095	53	42093	62	42705	15, 31	43729	14	44644	56
41103	53	42101	62	42713	15, 31	43737	14	44651	56
41111	53	42119	62	42721	15	43745	14	44669	56
41129	53	42168	11	42739	15	43752	14	44685	56
41137	54	42184	11	42747	15	43760	14	44727	61
41145	54	42192	11	42754	15	43786	14	44735	61
41152	54	42200	11	42762	15	43794	14	44743	61



## ... BY ORDER NO.

Order no.	Page	Order no.	Page	Order no.	Page	Order no.	Page	Order no.	Page
44750	61	46581	35	50666	55	53074	49	55046	45
44768	61	46599	30	50914	52	53082	49	55053	45
44776	61	46607	35	50922	52	53090	49	55061	45
44784	61	46615	35	50930	52	53108	49	55079	45
44792	61	46623	35	50948	52	53116	49	55103	44
44800	9	46631	35	50997	56	53124	49	55111	44
44826	17	46649	35	51011	53	53132	49	55129	44
44842	34	46656	35	51029	53	53140	49	55137	44
44867	21	46664	35	51037	53	53157	49	55152	44
44875	9	46672	35	51052	53	53165	49	55160	44
44958	11	46722	38	51060	53	53173	49	55178	44
44966	11	46730	37	51078	53	53181	49	55186	44
44974	11	46748	37	51086	53	53199	49	55202	44
44982	11	46755	37	51094	53	53520	66	55210	44
44990	11	46763	37	51102	53	53579	66	55236	44
45005	11	46771	37	51110	53	53595	66	55251	44
45013	11	46789	20	51201	50	53611	66	55269	44
45021	11	46797	20	51219	50	53629	66	55277	44
45039	11	46805	26	51227	50	53645	66	55285	44
45047	11	46847	36	51326	66	53652	66	55400	45
45054	11	46854	36	51342	66	53660	66	55418	45
45062	11	46862	36	51367	66	53678	66	55426	45
45070	11	46870	36	51383	66	53686	66	55434	45
45096	11	46888	36	51391	66	53694	66	55442	45
45336	67	46896	36	51409	66	53702	66	55459	45
45344	67	47001	23	51516	50	53710	66	55467	45
45369	40	47100	24	51524	66	54387	44	55475	45
45377	21	47175	24	51532	50	54403	44	55483	45
45385	21	47209	22	51557	50	54429	44	55491	45
45393	21	47217	22	51649	48	54445	44	555046	25
45401	21	47225	22	51656	48	54585	44	55509	45
45419	21	47233	22	51664	48	54593	44	55517	45
45427	21	47241	22	51672	48	54601	44	55525	45
45435	21	47258	22	51680	48	54619	44	55533	45
45443	21	47266	22	51730	48	54627	44	55541	45
45450	21	47274	22	51748	48	54635	44	557065	50
45641	28	47282	22	51755	48	54643	44	557104	61
45666	9	47290	22	51763	48	54650	44	557105	61
45823	22	47613	29	51771	48	54668	44	557107	61
45831	22	47621	29	51821	47	54676	44	557111	61
45849	22	47639	29	51839	47	54684	44	557112	61
45856	22	47670	29	51854	47	54692	44	56002	64
45864	22	47787	55	51862	47	54700	44	56010	64
45872	22	47795	55	51870	47	54718	44	56028	64
45880	22	47803	55	51888	47	54726	44	56044	64
45898	22	47845	55	51896	47	54734	44	565653	50
45906	38	47852	55	51904	47	54742	44	565654	25
45914	38	47860	55	51912	47	54759	44	56697	46
45922	38	47878	55	52183	48	54767	44	56705	46
45930	38	47886	55	52191	48	54775	44	56713	46
45948	38	47894	60	52209	48	54783	44	56721	46
45955	38	47902	60	52217	48	54791	44	56739	46
45963	38	47910	60	52225	48	54809	44	56796	46
45989	38	47928	60	52233	57	54817	44	568025	11
46003	18	47936	60	52241	57	54825	44	568026	11
46011	28	47944	60	52258	57	54841	44	568027	11
46029	38	48264	41	52266	57	54874	45	568028	11
46037	17	48280	41	52274	57	54882	45	568029	11
46052	30	48900	40	52290	57	54890	45	568030	11
46060	22	48918	39	52308	58	54908	45	568031	11
46078	28	49700	27	52316	58	54916	45	568032	11
46086	22	50096	54	52324	58	54924	45	568033	11
46458	30	50104	54	52340	58	54932	45	568034	13
46466	30	50112	54	52407	60	54940	45	56804	46
46474	30	50146	54	52415	60	54957	45	56812	46
46490	30	50161	54	52423	60	54965	45	56820	46
46516	30	50179	54	52431	60	54973	45	56838	46
46524	26	50187	54	52449	60	54981	45	89425	19
46532	30	50195	54	52506	58	54999	45	89433	19
46540	35	50328	55	52753	50	55004	45		
46557	30	50427	52	52761	50	55012	45		
46565	35	50500	51	53058	49	55020	45		
46573	30	50526	51	53066	49	55038	45		



## ... IN ALPHABETICAL ORDER

Description	Page
<b>A</b>	
Adjustable hook wrench with nose	50
Adjustable hook wrench with nose and torque wrench socket	50
Adjustable pin wrench	51
Adjustable pin wrench, cranked	52
Adjustable pin wrench set	52
Adjustable pin wrench stainless steel	51
Assortment box with loose pins	55
<b>B</b>	
Ball-ended hexagon key - Key box	28, 30
Ball-ended hexagon key - Key holder (metric)	26
Ball-ended hexagon key - key holder, stainless steel	27
Ball-ended hexagon key - Workshop stand (mm)	27
Ball-ended hexagon key (metric)	30
Ball-ended hexagon key (mm), extra long version	22
Ball-ended hexagon key 100° - key holder	24
Ball-ended hexagon screwdriver TURBALL - key holder	25
Ball-ended hexagon screwdriver with holding ball - key holder	25
Ball-ended SCHRAUB-boy	28
Ball-ended TORX hexagon key	40
Biketool	9
Biketool Color	9
<b>C</b>	
Collet chuck key	57
Collet chuck key (Mini)	60
COLOR ball-ended hexagon key - key holder	23
COLOR ball-ended hexagon key 100° - key holder	24
COLOR ball-ended TORX key - key holder	39
Coupling wrench for fire hydrant couplings	67
<b>D</b>	
Double hexagon key (metric) with ergonomic 2-component T-grip	29
Drill drift	59
Drill drift, semi-automatic for morse tapers	59
<b>H</b>	
Hexagon key (metric) with pilot	21
Hexagon keys (inch)	31
Hexagon keys (inch), long version	31
Hexagon keys (metric)	14, 15
Hexagon keys (metric) with screwdriver handle	11
Hexagon keys (metric) with T-grip	11
Hexagon keys (mm), extra long version	14, 15
Hinged hook wrench with nose, assembly version	46
Hinged hook wrench with nose, assembly version, stainless steel	46
Hinged hook wrench with nose, industrial version	48
Hinged hook wrench with nose, industrial version, stainless steel	48
Hinged hook wrench with pin and torque wrench socket	50
Hinged hook wrench with pin, assembly version	47
Hinged hook wrench with pin, industrial version	49
Hinged pin wrench	53, 54
Hinged pin wrench, offset	53
Hinged pin wrench with torque wrench socket	54
Hook wrench with nose	44
Hook wrench with pin	45

Description	Page
<b>K</b>	
Key box (inch)	34
Key box (metric)	17, 18, 21
Key for collet chuck with torque wrench socket	58
Key holder, ball-ended (inch)	33
Key holder (inch)	32
Key holder (metric)	19, 20
Key wallet (metric)	18
Key wallets (inch)	34
<b>L</b>	
Loose pin with nut	55
<b>M</b>	
Milling arbor screws for the mandrel on the milling arbor	61
Mini-Bit-Set made of high quality tool steel	41
<b>O</b>	
Open-ended spanner, single-ended	66
Open-ended spanner with torque wrench socket	58
Open-ended spanners, double-ended, thin version	66
<b>P</b>	
Precision-Bit Set made of high quality tool steel	41
<b>S</b>	
SCHRAUB-boy (metric)	9
Screwdriver for square drive bolts	62
Socket wrench for coolant tubes HSK-A	60
Special-Coupling wrench for fire hydrant couplings	67
Square ring spanner	64
Square socket key	64
Square socket spanner	65
Square socket spanner with T-grip	64
<b>T</b>	
TORX angled key	35
TORX key holder	40
TORX key wallet	36
TORX key with small grip	37
TORX key with T-grip	38
TORX keys with flag-type grip	36
TORX workshop stand	38
Triangular socket spanner	62
<b>W</b>	
Workshop stand	13
Workshop stand (metric)	12, 13, 16
Wrench for milling arbor screws	61
Wrench for 2 hole nuts	56

This image shows a full page of blank graph paper. The grid consists of small, equal-sized squares formed by thin, light gray lines. There are no margins, text, or other markings on the page. The grid covers the entire area from edge to edge.

These Terms of Payment apply for companies, legal entities governed by public law and public law special funds. Our goods and services are supplied exclusively on the basis of the following conditions. Any deviating purchasing conditions of the customer not expressly recognised by us will not become part of the contract through acceptance of the order. By placing the order and accepting the goods we deliver, the customer confirms its consent to our terms and conditions.

## 1. Offer and contractual conclusion

All our offers are always subject to change without notice unless otherwise explicitly agreed. Our delivery contracts are based on the latest version of our catalogue. Dimension and weight values, as well as illustrations, drawings and data, are non-binding and can be changed by us at any time. Therefore, deviations cannot be ruled out and do not justify any compensation claims against us. Orders are considered accepted only when confirmed by us in writing. If, for organisational reasons, the customer does not receive a separate confirmation upon the delivery of goods, the invoice shall also be deemed the order confirmation.

## 2. Prices

The prices are in EURO, ex-works, excluding VAT, packing, freight, postage and insurance. Unless otherwise agreed, our list prices valid on the day of delivery shall apply. For orders below 50 EUR goods net, we must make a minimum quantity surcharge of a 20 EURO for cost reasons.

## 3. Tool costs

Unless any other agreements have been reached, the tools fabricated for the purpose of executing the order shall remain our property in all cases, even if we have invoiced a tool cost component separately.

## 4. Payment

Unless otherwise stated on the invoice, the purchase price falls due for net payment within 30 days of the invoice date (without deduction of discount). Invoice amounts of below 50 EURO are due for payment immediately. In case of payment default, we shall be entitled to charge default interest. The amount corresponds to our interest rate for current account credits at our main bank; the minimum however being 8 percentage points above the relevant base interest rate applied by the European Central Bank. Moreover, in case of default following written notice to the customer, we shall be entitled to cease to fulfil our obligations until payments are received.

## 5. No set-off

The customer can set-off only with legally confirmed or undisputed counterclaims.

## 6. Right of withdrawal in case of delayed acceptance or payment and insolvency

If the customer fails to accept the goods in due time, we shall be entitled to set a reasonable period of grace, after which we can dispose of the goods elsewhere and supply the customer on a reasonably longer term. Our rights to withdraw from the contract under the provisions of Section 326 BGB and demand damages for non-performance shall not be affected. If the customer fails to pay for the goods once payment is due, we shall be entitled, at the end of a reasonable period of grace we have set, to withdraw from the contract and demand the return of any goods already supplied. Section 323 BGB remains unaffected in all other cases.

If the customer applies for the opening of insolvency proceedings, we shall be entitled, prior to the ordering of security measures by the insolvency court, to withdraw from the contract and demand the immediate return of the goods.

## 7. Customer-specific fabrications/project fabrications (custom fabrications)

Customer-specific fabrications require binding information on design, quantity etc. in written form at the time of ordering. For manufacturing reasons, we reserve the right to supply up to 10% above or below the order quantity. Technical modifications or cancellations are subject to any costs incurred. The return of customer-specific fabrications is impossible.

## 8. Delivery and packaging, transfer of risk

The delivery date is non-binding; although stated to the best of our knowledge. It is subject to us receiving correct, defect-free and complete deliveries. The stated delivery dates relate to completion in the factory, starting on the day the order is accepted by us. Delivery is EXW (ex-works) in accordance with Incoterms 2020. Therefore, the costs are borne by the customer. The risk is transferred to the customer when the goods are passed to the person, company or facility nominated to execute the shipment. This applies also for partial deliveries, or if we have assumed responsibility for delivery and installation. The risk shall be transferred to the customer even in the case of delayed acceptance.

In the absence of specific shipping instructions, we shall proceed as we deem fit and without any obligation to the cheapest or most expedient method. The customer agrees that the order can also be delivered in parts, insofar as this is reasonable for the customer. We shall charge a 10 EURO processing fee for shipping to third parties that we supply on behalf of the customer.

The packaging complies with the packaging ordinance. Disposable packaging shall be charged at cost price. The packaging cannot be taken back.

## 9. Performance impediment and/or impossibility

If we are hindered in the fulfilment of our obligation due to the onset of unforeseeable circumstances, which we are unable to avoid despite reasonable effort in relation to the nature of the circumstances (e.g. operational interruption, delay in the delivery of important raw materials, defects in the delivery), the delivery time shall be extended by a reasonable period, insofar as the supply of goods or services is not rendered unreasonably difficult or impossible.

If we have to accept that these circumstances are not only temporary, we shall be entitled to withdraw from the contract either in whole or in part.

If the supply of goods or services becomes impossible, the customer shall not be obliged to furnish its own contractual service. Section 275 BGB applies mutatis mutandis. If, however, the customer is solely or predominantly responsible for the

circumstances that led to impossibility, it shall remain under an obligation to render the return service. The same applies if this circumstance occurs at a time when the customer is behind schedule with acceptance.

## 10. Samples/returns

Samples shall be provided only against payment. If samples or models are provided, a credit note shall be issued with the subsequent order if the order value is 125 EURO net or more. Goods can be returned only by agreement, although custom fabrications are excluded from such return.

In the case of returns for which we are not responsible (e.g. incorrect order), we shall charge a processing fee of 10%, the minimum value, however, being 7.50 EURO.

## 11. Retention of title

The goods shall remain our property unless full payment of all claims and/or until the cheques provided for this purpose are honoured. The itemisation of claims in an ongoing invoice, as well as balancing the account and the recognition thereof does not affect the retention of title. The customer is entitled to sell on the retained goods during the ordinary course of business. However, the customer is not permitted to pledge the goods or transfer them by way of security. It shall assign its claim ensuing from the selling on of the retained goods to us in advance. The customer shall be entitled to collect the claim to the extent that it has fulfilled its obligations towards us. At our request, the customer shall be obliged to state third-party debtors and we shall be entitled to report this and the assignment.

## 12. Property rights

We reserve property rights and copyrights to all contractual documents such as drafts, drawings, calculations and cost estimates. Such documents must not be reproduced or disclosed to third parties without our consent. Any rights to patents, utility models etc. reside solely with us, insofar as such patents have not yet been filed. Our products are allowed to be replicated only with our written consent.

If objects are fabricated according to drawings or samples, the customer shall warrant that any third party property rights are not infringed by manufacture or delivery. If a third party forbids manufacture and delivery on account of property rights, we shall be entitled to stop manufacture and delivery immediately. The customer shall be obliged to reimburse us with all costs incurred and indemnify us from third party compensation claims. Compensation claims by the customer are impossible.

## 13. Warranty

If the customer agrees with us a particular quality of the goods, we shall base this agreement on our technical delivery specifications. If we have to deliver according to customer drawings, specifications, samples etc., the customer shall assume the risk for suitability for the intended purpose. If, after the contract is concluded, the scope of goods or services is changed at the customer's request and this impairs the quality or suitability of the goods, claims for defects on the part of the customer shall be ruled out, insofar as such impairments are caused by the customer's requests for change. The time at which the risk is transferred is decisive for the contractual state of the goods. Wear and tear of wearing parts caused by ordinary use does not constitute a defect. Claims for defects are ruled out in the following cases in particular: Unsuitable or improper use, incorrect installation and/or commissioning by the customer or third party, normal wear and tear, incorrect or negligent handling - in particular excessive use -, unsuitable equipment, replacement materials, chemical, electrochemical or electrical influences, unless such defects are caused by ourselves.

If the goods contain a defects, we shall provide, following a reasonable period of grace set by the customer, either a replacement or a repair as we deem fit. If such subsequent performance fails, the customer shall be entitled to either reduce the purchase price or withdraw from the contract. Any further warranty claims are ruled out. In case of negligible deviations from the agreed quality, no claims for defects shall be recognised.

The discovery of defects must be communicated to us immediately in writing. In the case of recognisable defects, however, within 10 days of acceptance, in the case of non-recognisable defects immediately after they become evident. The warranty is 12 months, starting with delivery of the goods ex-works.

## 14. Liability

With the exception of harm to life, body or health on account of a breach of duty by ourselves, our liability shall be limited to intent or gross negligence.

## 15. Place of fulfilment, place of jurisdiction and governing law

The place of fulfilment for all obligations ensuing from this contractual relationship is D-70734 Fellbach.

The place of jurisdiction for all legal disputes ensuing from the contractual relationship is the court responsible for the headquarters of Andreas Maier GmbH & Co. KG.

All disputes ensuing from the contract or regarding the validity thereof shall be finally decided by a court of arbitration in accordance with the Court of Arbitration Ordinance of the German Committee for Arbitration Court Procedures or the Conciliation and Arbitration Arrangement of the International Chamber of Commerce, recourse to ordinary courts of law being excluded. The legal dunning process, however, remains permissible.

German law shall govern (BGB and HGB). The applicability of the UN Convention on Contracts for the International Sale of Goods (CISG) is ruled out.

## 16. Severability clause

If individual provisions become legally invalid, the remaining provisions shall not be affected. The legally invalid provision shall be replaced by regulations that most closely reflect the economic purpose of the contract with reasonable consideration for the mutual interests. The publication of these Terms of Sale, Delivery and Payment renders all previous versions invalid. This does not apply for any contracts concluded prior to announcement.

# HAND TOOLS **CATALOGUE 2025**

Request additional catalogues from **[www.amf.de](http://www.amf.de)**




ZERO-POINT-SYSTEMS



HYDRAULIC CLAMPING SYSTEMS



VACUUM CLAMPING SYSTEMS



MAGNETIC CLAMPING SYSTEMS



WIRELESS SENSING SYSTEMS



TOGGLE CLAMPS



SINGLE AND MULTIPLE CLAMPING SYSTEMS



STANDARD CLAMPING SYSTEMS



MARKING AND CLEANING TOOLS



**ANDREAS MAIER GmbH & Co. KG**

Waiblinger Straße 116 · D-70734 Fellbach

Phone: +49 711 5766-0

Fax: +49 711 575725

E-mail: [amf@amf.de](mailto:amf@amf.de)

Web: [www.amf.de](http://www.amf.de)

**Order no. 189282 · € 2,40**